

PERIYAR MANIAMMAI ACADEMY OF HIGHER EDUCATION & RESEARCH
84/1(50), PERIYAR THIDAL, E V K SAMPATH SALAI, VEPERY, CHENNAI - 600 007.

Previous Year :- 31.03.2024
Assessment Year :- 2024-25

P. A. No :- AAETP5479N
Status :- Society - Trust(Income Tax)

Memo of Taxable Income

Particulars	Note	Amounts in Rs.
Income as per Consolidated Income and Expenditure Account		489,623,716
Less : 15% thereof U/S 11 (1) (a) of the Income Tax Act 1961		73,443,557
Less : Application of income U/S 11 of the Act		416,180,159
Towards Expenditure as per Income and Expenditure Account	338,056,590	
Towards Capital Expenditure	32,049,978	
Repayment of Loan (Application)	5,391,335	
Less: Loan taken		
		375,497,903
Short Utilisation		40,682,256
Tax Deducted at Source / Tax Collected at Source		357,280
Refund Due		357,280

FOR M/S RAMACHANDRAN & MURALI
Chartered Accountants
Firm Regn.no .002867S

Place : Chennai
Date: 13/06/2024

(R.RAMACHANDRAN)
M. No. 0026660



PERIYAR MANIA MMAI ACADEMY OF HIGHER EDUCATION & RESEARCH
84/1(50), PERIYAR THIDAL, E V K SAMPATH SALAI, VEPEY, CHENNAI - 600 007.

CONSOLIDATED BALANCE SHEET AS ON 31ST MARCH, 2024

SOURCES OF FUNDS	Sch	As at 31.03.2024	As at 31.03.2023	APPLICATION OF FUNDS	Sch	As at 31.03.2024	As at 31.03.2023
Capital Fund	A	189,946,972	249,845,419	Fixed Assets	I	71,419,692	57,320,056
Corpus Fund (UGC)	B	250,000,000	50,000,000	Deposits	J	2,099,736	1,503,278
Endowment Fund	C	10,997,883	9,188,153	Endowment Deposits	K	10,938,894	10,297,398
NCTE Corpus Fund	D	2,400,000	-	UGC Grant Deposits	L	250,000,000	50,000,000
Caution Deposit	E	21,119,436	19,907,129	NCTE Grant Deposits	M	2,400,000	2,400,000
Grants	F	10,981,147	11,019,797	Fixed Deposits	N	140,293,781	229,141,272
Loans & Liabilities	G	10,785,186	16,176,520	Current Assets	O	25,996,514	20,825,755
Accounts Payable	H	30,380,265	43,173,371	Closing Stock	P	155,100	155,100
				Cash & Cash Equivalents	Q	23,307,170	27,667,531
Total		526,610,888	399,310,390	Total		526,610,888	399,310,390

PLACE: CHENNAI

DATE : 13/06/2024

FOR M/S RAMACHANDRAN & MURALI
 CHARTERED ACCOUNTANTS



(R.RAMACHANDRAN)

M.No:026660

PARTNER

PERIYAR MANIAMMAI ACADEMY OF HIGHER EDUCATION & RESEARCH
84/1(50), PERIYAR THIDAL, E V K SAMPATH SALAL, VEPEY, CHENNAI - 600 007.

CONSOLIDATED INCOME & EXPENDITURE ACCOUNT FOR THE YEAR ENDED 31.03.2024

EXPENDITURE	SCH	For the Year 2023-24	For the Year 2022-23	INCOME	SCH	For the Year 2023-24	For the Year 2022-23
To Students - Books & Notebooks	4	-	122,875	By Educational Income	1	447,440,192	361,790,310
" Educational Activity Expenses	5	296,953,562	248,613,988	" Other Income	2	42,183,524	12,846,057
" Medical Activity Expenses	6	1,585,493	1,597,824				
" Finance cost	7	1,625,645	2,082,831				
" Administration Expenses	8	12,757,605	11,125,881				
" Repairs and Maintenance	9	25,134,143	24,712,076				
" Other Expenses	10	142	94				
" Depreciation	E	17,950,341	11,700,153				
Excess of Income Over Expenditure		133,616,785	74,680,646	Excess of Expenditure over Income			
TOTAL		489,623,716	374,636,367	TOTAL		489,623,716	374,636,367


PLACE: CHENNAI

DATE : 13/06/2024

FOR M/S RAMACHANDRAN & MURALI
 CHARTERED ACCOUNTANTS

R.R.
 (R.RAMACHANDRAN)

M.No: 026660
 PARTNER



PERIYAR MANIAMMAI INSTITUTE OF SCIENCE & TECHNOLOGY				
SCHEDULES TO BALANCE SHEET - 2023-24				
	Amount (in Rs.)	AS ON 31.03.2024	Amount (in Rs.)	AS ON 31.03.2023
SCHEDULE - A - CAPITAL FUND				
	Opening Balance	249,845,421	225,164,774	
Add:	Contribution from PMIST Chennai (on Transfer)			
Add:	Contribution from other units	1		
Add:	Alumni Association	10,594,495		
Less:	UGC Corpus Fund	200,000,000	50,000,000	
Less:	Endowment Fund shown separately	1,709,730		
Less:	NCTE Deposit Fund shown separately	2,400,000		
Less:	Excess of Expenditure Over Income			
Add:	Excess of Income Over Expenditure	133,616,785	74,680,646	
		189,946,972		249,845,419
SCHEDULE - B - Corpus Fund (UGC)				
	Opening Balance	50,000,000	-	
Add:	UGC Corpus Fund	200,000,000	50,000,000	
		250,000,000		50,000,000
SCHEDULE - C - Endowment Fund				
	Opening Balance	9,188,153	9,188,153	
Add:	Endowment Fund Received	100,000	-	
Add:	Endowment Fund Deposit shown separately	1,709,730	-	
		10,997,883		9,188,153
SCHEDULE - D - NCTE Corpus Fund				
	Opening Balance	-	-	
Add:	NCTE Corpus Deposit shown separately	2,400,000	-	
		2,400,000		-
SCHEDULE - E - Caution Deposit				
	Opening Balance	19,907,129	16,237,629	
Add:	Caution Deposit received	7,646,000	7,541,500	
Less:	Refund of Caution Deposit	3,744,000	3,872,000	
Less:	Unclaimed Caution Deposit	2,689,693	-	
		21,119,436		19,907,129



SCHEDULE - F - Grants

DSTFundMechanicalDept.,	586,065	586,065
FundedProject	454,205	393,428
FundedProject - DBT BIRAC	-1,537	-1,537
FundedProject - NRSC	589,000	589,000
FundedProject - DST	200,379	200,379
FundedProject - ISRO	96,270	96,270
FundedProject - ISTE (AICTE)	16,284	-
FundedProject - Seminar Grant	16,000	16,000
Funded Project - TNSCST (Graphene and Plant Seeds)	10,052	10,052
FundedProject - TNSCST (Moduler Toilet)	4,336	4,336
Funded Project - TNSCST Students Project	26,875	26,875
Funded Project - TNSCST Students Project .	8,386	100,445
FundedProject - Nabard	48,180	48,180
FundedProject - UBA	21,174	21,174
FundedProject - Vignan Prasar	13,105	13,105
FundedProject - ICSSR (IOWA)	40,558	40,558
Fellowship	34,622	34,622
Grant - SW	1,540	-
Grant - Thadco Techno Economic Survey	-	46,526
NanoMission	7,467,121	7,467,121
StudentsProjectGrant	23,014	23,014
Grant PCR	232,063	128,063
Consultancy - PCR	58,380	58,380
CRD (A/c No:15)	839,675	839,675
CIF Childline (A/c No.3359)	88,855	38,181
NSS (A/c No:10)	-	-
NSS Corpus Fund(A/c No:11)	12,433	63,684
NSS Special Camp (A/c No:12)	-	62,404
NSS Regular SC(A/c No:62)	16,466	36,151
NSS Special Camp SC(A/c No:63)	67,983	67,983
NSS Regular ST(A/c No:64)	5,168	5,168
NSS Special ST(A/c No:65)	4,496	4,496
	10,981,147	11,019,797

SCHEDULE - G - LOANS & LIABILITIES

PMIST - University		
Equipment Loan - 196103303000003	10,833,337	15,833,341
CC Loan from IOB - 196133000000008	-	-10
CC Loan from IOB - 196133000000017	-	-1,832
CC Loan from IOB - 196133000000001	-48,151	345,022
	10,785,186	16,176,520

SCHEDULE - H - ACCOUNTS PAYABLE

PMIST - University		
Duties and Taxes		
FPF Payable	1,357,138	617,394
TDS Payable	720,882	517,596
GST Payable	384,649	183,915
ESI Payable	124,626	88,929
Deposits Received	629,000	1,379,000
Tution Fees Refundable	128,153	67,328
Research Payables	-	60,777
Employee Deduction Payable	1,483,293	1,228,048
Provisional Admission	451,000	163,200
Resume Fee refundable	-	2,100
Consultancy Remuneration Refundable	20,594	-
Fees Received in Advance - Academic Year 24-25	1,134,973	-
Salary Payable	10,572,941	10,039,781
Alumni Association	-	10,594,495
The Superintendent Engineer , TANGED , TEDC	1,293,782	1,129,906
Sundry Creditors Equipments	36,924	-
Sundry Creditors General	4,005,409	3,142,562
Periyar TBI	4,010,337	4,006,587
PMIST - Chennai	-	-22,536
	26,353,701	33,199,082



PMIST- ANNAI NAGAMMAIYAR & CHAKARAVARTHI HOSTEL			
Caution Deposits	2,865,000	8,996,052	
Endowment	-	10,000	
Salary Payable	359,912	329,242	
Expenses Payable	253,599	191,601	
Employee Deduction	31,362	23,581	
Hostel Fees Refundable	185,586	287,230	
Sundry Creditors	169,420	-	
Statutory Dues	20,998	18,641	
		3,885,877	9,856,347
PERIYAR HOSPITAL-THANJAVUR			
TDS	4	-	
Electricity Payable	-	-	
ESI Payable	442	331	
EPF Payable	10,350	9,950	
Salary Deduction	15,334	9,650	
Expenses Payable	739	-	
Salary Payable	84,950	69,143	
		111,819	89,074
ANNAI NAMMAIYAR CAFETERIA			
Sundry Creditors			
Salary Deduction			
Salary Payable			
EPF Payable			
Expenses Payable			
		-	-
PERIYAR GIFT PARLOUR & BOOK STORE			
Employee Deductions	2,292	2,292	
GST Payable	15,491	15,491	
EB payable	-	-	
Salary Payable	7,823	7,823	
ESI Payable	-	-	
EPF payable	3,262	3,262	
		28,868	28,868
		30,380,265	43,173,371
SCHEDULE - J - DEPOSITS			
PMIST- UNIVERSITY			
TNEB Deposit	1,688,852	1,092,394	
Cylinder Deposit (Selvi Traders)	20,000	20,000	
Medical Enviro System	-	-	
Telephone Deposit	6,800	6,800	
		1,715,652	1,119,194
PMIST-ANNAI NAGAMMAIR - HOSTEL			
PROBE Achampatti & TMT - EB Deposit	98,598	98,598	
PROBE Achampatti & TMT - Telephone deposit	4,950	4,950	
Telephone Deposit	37,800	37,800	
Gas Deposit	9,225	9,225	
Electricity Deposit	233,511	233,511	
		384,084	384,084
		2,099,736	1,503,278
SCHEDULE - K - Endowment Deposits			
Endowment - 4000000071 (M.Krishnaswamy Memorial)	75,933	75,933	
Endowment - 4000000073 (VRS Natarajan)	4,556	4,556	
Endowment - 4000000074 (Vinoth Chandran,S'pore)	15,186	15,186	
Endowment - 4000000076 (Environment)	15,186	15,186	
Endowment - 4000000078 (Kousalya Govindarajan)	15,186	15,186	
Endowment - 4000000079 (P.D.Rajan Vellachi)	152,171	152,171	
Endowment - 4000000080 (Suseela Mariappan)	75,933	75,933	
Endowment - 4000000081 (Santha Vivekanandan)	151,868	151,868	
Endowment - 4000000082 (Karaikudi N.R.Samy)	151,868	151,868	
Endowment - 40000001150 (Alumini Poor Students)	544,424	544,424	
Endowment - 4000000401 (Swarna Ranganathan)	285,477	240,897	
Endowment - 4000000425 (Dr.APJ Abdul Kalam-NRC)	134,686	134,686	
Endowment - 4000000426 (Marikannu Nallan-NRC)	134,686	134,686	
Endowment - 4000000497 (Jamuna Rajarathinam)	134,686	134,686	
Endowment - 4000000699 (Swarna Ranganathan)	100,000	100,000	
Endowment - 4000000990 (MSW Cauvery)	29,728	29,728	
Endowment - 4000001209(Rajaratnam)	123,615	123,615	



Endowment - 4000001451 (Sundari Vellian)	545,000	545,000
Endowment - 4000001452 (Rengasamy & Rajam)	410,000	410,000
Endowment - 4000001453 (Rengasamy & Rajam)	500,000	500,000
Endowment - 511100135 (Swarna Renganathan) Indrajee	662,333	662,333
Endowment - 511100191 (B.S.A.Swamy)	110,389	110,389
Endowment - 511100194 (Indrajeeth Subash)	441,565	441,565
Endowment - 511200053 (Chancellor)	210,178	210,178
Endowment - 511200054 (Anburaj)	210,178	210,178
Endowment - 511200208 (S.Rajaratnam)	105,090	105,090
Endowment - 511300044 (Kalaiselvi Gopalan)	11,055	11,055
Endowment - 511300045 (Kalaiselvi Gopalan)	141,418	141,418
Endowment - 511300046 (Vasanth Raman)	197,689	197,689
Endowment - 511300047 (Jamuna Rajaratnam)	49,423	49,423
Endowment - 511300048 (Singapore Murugu)	128,499	128,499
Endowment - 511300049 (Justice Somasundaram)	49,049	49,049
Endowment - 511300051 (Justice Somasunram)	196,173	196,173
Endowment - 511300053 (Jamuna Rajarajnam)	150,194	150,194
Endowment - 511300082 (R.S.Rajendran)	49,224	49,224
Endowment - 511300197 (E.V.K. Aasan)	95,160	95,160
Endowment - 511300198 (Thanjai Narayanasamy)	47,581	47,581
Endowment - 511300205 (V.Kalaiselvan)	19,033	19,033
Endowment - 511400057 (Dravidamani)	18,921	18,921
Endowment - 511400058 (Emerald Gopalakrishnan)	9,460	9,460
Endowment - 511400089 (Indrajeeth Sunash)	186,423	157,311
Endowment - 511400110 (Muthusamy Kaliammal)	184,764	157,311
Endowment - 511400111 (K.M.Kuppusamy Gnambal)	18,473	15,732
Endowment - 511400112 (TNF Thukkaram)	932,117	786,557
Endowment - 511400113 (Vittobai)	18,643	15,732
Endowment - 511400114 (EFIP Students)	93,212	78,656
Endowment - 511400115 (Jamuna Rajarathnam)	37,264	31,462
Endowment - 511400116 (V.K.N.Kannappan)	18,643	15,732
Endowment - 511400117 (Mudiyanur Ponnambalam)	18,643	15,732
Endowment - 511400118 (Vani Janakiraman)	18,643	15,732
Endowment - 511400119 (Somasundaram Vachila)	37,284	31,462
Endowment - 511400223 (B.S.A.Swamy)	45,515	39,329
Endowment - 511400246 (Arivukkarasu Ranjitham)	272,658	235,968
Endowment - 511500062 (Ponnammal)	344,811	310,148
Endowment - 511500063 (Govindammal)	362,146	310,149
Endowment - 511500064 (Gomathi)	362,145	310,148
Endowment - 511500138 (Dr.Sundarajalu)	202,771	202,771
Endowment - 5400002259 (nallusamy)	100,000	-
Fixed Deposit - 54000000806 (Alumini)	367,259	367,259
Endowment Deposit - 4511500258 (Periyar thought)	814,679	741,986
	10,938,894	10,297,398
SCHEDULE - L - UGC Grant Deposit		
Fixed Deposit - 196104000002021	50,000,000	50,000,000
Fixed Deposit - 196104000002177	15,000,000	-
Fixed Deposit - 196104000002180	15,000,000	-
Fixed Deposit - 196104000002182	15,000,000	-
Fixed Deposit - 196104000002184	15,000,000	-
Fixed Deposit - 196104000002185	15,000,000	-
Fixed Deposit - 196104000002190	15,000,000	-
Fixed Deposit - 196104000002191	15,000,000	-
Fixed Deposit - 196104000002251	15,000,000	-
Fixed Deposit - 1961044209000001	50,000,000	-
Fixed Deposit - 232004000001898 (Chennai)	15,000,000	-
Fixed Deposit - 232004000001901 (Chennai)	15,000,000	-
	250,000,000	50,000,000
SCHEDULE - M - NCTE Grant Deposit		
NCTE Corpus Deposit - 451150047 Bsc Ed	700,000	700,000
NCTE Corpus Deposit - 451150048 Bsc Ed	500,000	500,000
NCTE Corpus Deposit - 4000001121 (B.Ed)	700,000	700,000
NCTE Corpus Deposit - 4000001122 (B.Ed)	500,000	500,000
	2,400,000	2,400,000



SCHEDULE - N - Fixed Deposits			
PMIST-UNIVERSITY			
Fixed Deposits	135,293,781		136,235,735
		135,293,781	136,235,735
PMIST- ANNAI NAGAMMAIYAR & CHAKARAVARTHI HOSTEL			
Fixed Deposits	5,000,000		75,207,541
		5,000,000	75,207,541
CENTRE FOR OPEN AND DISTANCE EDUCATION			
Fixed Deposit	-		11,410,378
		-	11,410,378
PERIYAR STUDENT STORE			
Fixed Deposit	-		6,287,618
		-	6,287,618
		140,293,781	229,141,272
SCHEDULE - O - Current Assets			
PMIST-UNIVERSITY			
Event Advance	5,034,726		1,356,635
Due from Students	5,463,150		8,978,842
Core Integra Consulting Services Pvt Ltd	39,183		-166,922
NSE IT Limited	54,969		
Sai Educare Pvt Ltd	73,470		
Accrued Interest	5,253,872		5,039,160
Pre-Paid Expenses	413,483		633,051
Pre-Paid Expenses for admissions	5,899,230		-
Receivable - Funded Project	-		-
Receivable - IOB	-		42,260
Receivable - Airtel	-		86,068
Electricity Recoveries	2,205,047		1,411,504
TDS Receivable 2019-20	-		46,779
TDS Receivable	-		58,913
TCS Receivable	46,324		5,443
TDS Receivable	374,560		51,542
		24,858,014	17,543,275
PMIST - ANNAI NAGAMMAIYAR HOSTEL			
Room Rent and Mess Fee Due	936,500		602,400
Advances - K.Arun Ganesh			-
Advance - V. Latha			-
Advance - Thirumal Murugan			-
Painting Advance			-
City Aircool			-
K.Pitchaimani			-
Advances			24,000
JPN Constructions			2,000,000
Advance for Big Budget Laundry Services	150,000		
Aqua New Generation	52,000		
Advance - G. R Electricals			521,815
Pay Advance		1,138,500	3,148,215
PERIYAR GIFT PARLOUR & BOOK STORE			
Sundry debtors			
PCCCE			134,265
		-	134,265
PERIYAR HOSPITAL-THANJAVUR			
Other Receivables			
		-	-
ANNAI NAGAMMAIYAR CAFETERIA			
Sundry Debtors			
		-	-
		25,996,514	20,825,755



SCHEDULE - P - STOCK

PMIST-PERIYAR GIFT PARLOUR
Closing Stock

- - -

PMIST-ANNAI NAGAMMAIYAR CAFETERIA
Closing Stock

- - -

PMIST-ANNAI NAGAMMAIYAR HOSTEL
PERIYAR VERMICOMPOST -Closing Stock

155,100 155,100 155,100 155,100

155,100 155,100

SCHEDULE - Q - CASH AND BANK BALANCES AND FIXED DEPOSIT

PMIST- University

Cash

71,020 890,353

Bank

IOB PMAHER SB .8561

33,432 772,294

IOB PMAHER CA .125

1,939,743 1,416,500

IOB No.26 Engg Project a/c

59,663 139,492

IOB NRI SB

49,417 48,173

IOB No.20 PMU

6,092,796 1,166,451

I.O.B Trichy

- -

I.O.B PMU - 01

2,250,872 17,039,313

IOBPMU-09Scholarship

21,069 20,592

IOBPMU-10NSS

55,456 21,691

IOBPMU-11NSSCorpusFund

158,315 142,042

IOBPMU-12NSSSPLCamp

61,187 21,636

IOBPMU-15CRD

274,398 266,980

IOBPMU-16CUII

- 336,282

IOBPMU-62NSSRegularSC

20,459 19,906

IOB PMU - 63 NSS SPL Camp SC

74,219 72,213

IOB PMU - 64 NSS Regular ST

5,550 5,400

IOB PMU - 65 NSS SPL ST

4,121 4,010

IOBPMU-66CoporationA/c

1,883,803 111,083

IOBPMU-23ComputingScience

- -

IOBPMU-24PECS

2,236,330 328,464

IOBPMU-28AlumniAssociation

15,202 14,837

IOBPMU-29Books&Uniform

- 32,808

IOB PMU - 41 CEPT

160,369 1,045,687

IOB PMU - 3359 CRD CHILDLINE

330,495 289,348

IOBPMU-33KKCPC

146,788 142,866

IOBPMU-37CRD

188,511 183,507

IOBPMU-38VeeramaniMohana

163,155 160,074

IOBPMU-40NanoTech

10,020 9,841

IOBPMU-42ICEGT

13,714 13,436

IOBPMU-43ICAAA

- 112,026

IOBPMU-51CSAS

87,551 85,184

IOBPMU-53DSTFund

49,091 47,856

IOB PMU - 83 PCR A/c

215,156 75,155

IOB PMU - 77 CEERP A/c

2,161 16,674,062 2,193 25,037,695

PMIST-ANNAI NAGAMMAIYAR HOSTEL

Cash in hand

1,800 -

IOB, THANJAVUR

2,497,001 2,498,801 1,101,842 1,101,842



CENTRE FOR OPEN AND DISTANCE EDUCATION				
Cash in hand	-		-	
IOB Chennai	178,229		178,229	
IOB PMU	429,782		418,257	
UCO Delhi	203,114	811,125	203,114	799,599
ANNAI NAGAMMAIAR CAFETERIA				
Cash and Bank balances	2,316	2,316	2,345	2,345
CHAKARAVARTHI HOSTEL				
Cash & Bank Balances	2,790,134	2,790,134	559,838	559,838
PERIYAR MANIAMMAI HOSPITAL				
Cash in Hand	4,564		-	
Cash at Bank	126,518	131,082	8,805	8,805
PERIYAR STUDENT STORE				
Cash in Hand	340		340	
Cash at Bank	399,310		157,067	
		399,650		157,407
		23,307,170		27,667,531



I & E Schedule

	PARTICULARS	Educational Activities FY 23-24	Medical Activities FY 23-24	TOTAL FY 23-24	Educational Activities FY 22-23	Medical Activities FY 22-23	TOTAL FY 22-23
1	Rental Income						
	Property Rental Income	-	-	-	-	-	-
	Fees & Collections						
	Fees from Educational Institutions	446,611,123	-	446,611,123	361,115,763	-	361,115,763
	Child care, Hostel & Homes	-	-	-	-	-	-
	Hospital & Medical Centres	-	829,069	829,069	-	674,547	674,547
	Total	446,611,123	829,069	447,440,192	361,115,763	674,547	361,790,310
2	Other Income						
	Donations & Contribution	-	-	-	-	-	-
	SB Interest	1,208,032	5,956	1,213,988	1,104,400	-	1,104,400
	FD Interest	40,969,536	-	40,969,536	11,739,329	-	11,739,329
	Interest on IT Refund	-	-	-	2,328	-	2,328
	Other Income	-	-	-	-	-	-
	Total	42,177,568	5,956	42,183,524	12,846,057	-	12,846,057
3	Sale of Assets						
	Sale Value of Assets	-	-	-	-	-	-
	Less: Cost of Assets	-	-	-	-	-	-
	Profit/(Loss) on sale of Assets	-	-	-	-	-	-
	Total Income(1+2+3)	488,788,691	835,025	489,623,716	373,961,820	674,547	374,636,367



PAYMENTS

4	Students - Books & Notebooks Books & Periodicals Purchase Total	- - -	- - -	- - -	122,875 122,875 122,875	- - -	248,613,988 1,597,824
5	Educational Activity Expenses	296,953,562	-	296,953,562	248,613,988	-	248,613,988
6	Medical Activity Expenses	-	1,585,493	1,585,493	-	1,597,824	1,597,824
7	Finance Cost						
	Interest paid on borrowings	1,625,645	-	1,625,645	2,082,831	-	2,082,831
	Total	1,625,645	-	1,625,645	2,082,831	-	2,082,831
8	Administrative Expenses						
	Salaries & Wages	-	-	-	-	-	-
	Travelling & Conveyance	815,107	-	815,107	816,699	-	816,699
	Audit Fees	236,000	-	236,000	147,500	-	147,500
	Legal & Professional Charges	280,749	-	280,749	335,980	-	335,980
	Electricity Charges	9,509,395	-	9,509,395	7,273,867	-	7,273,867
	Printing & Stationary	1,916,354	-	1,916,354	2,551,835	-	2,551,835
	Total	12,757,605	-	12,757,605	11,125,881	-	11,125,881



9	<u>Repairs and Maintenance</u>	9,732,285	-	9,732,285	12,319,016	-	12,319,016
	Building Maintenance	3,085,482	-	3,085,482	2,606,411	-	2,606,411
	Vehicle Maintenance	2,664,321	-	2,664,321	2,213,204	-	2,213,204
	Generator Maintenance	464,320	-	464,320	509,952	-	509,952
	Electrical Maintenance	3,569,009	-	3,569,009	1,494,594	-	1,494,594
	Garden Maintenance	2,013,649	-	2,013,649	2,065,037	-	2,065,037
	Computer Maintenance	2,416,404	-	2,416,404	2,940,693	-	2,940,693
	Vehicle and Building Insurance	1,188,673	-	1,188,673	563,149	-	563,149
	Total	25,134,143	-	25,134,143	24,712,076	-	24,712,076
10	<u>Other Expenses</u>						
	Annual Maintenance Charges	-	-	-	-	-	-
	Bank Charges	142	-	142	94	-	94
	Commission	-	-	-	-	-	-
	Discount	-	-	-	-	-	-
	Security Charges	-	-	-	-	-	-
	Misc. Expenses	-	-	-	-	-	-
	Total	142	-	142	94	-	94
	Total Expenses	336,471,097	1,585,493	338,056,590	286,657,745	1,597,824	288,255,569



PERIYAR MANIAMMAI ACADEMY OF HIGHER EDUCATION & RESEARCH
SCHEDULE - I - FIXED ASSETS

SL. NO.	PARTICULARS	W.D.V. AS ON 01.04.2023		ADDITIONS		DELETIONS		TOTAL		DEPRECIATION		W.D.V. AS ON 31.03.2024	
		RS.		RS.		RS.		RS.		RS.		RS.	
1	PMIST- University	56,081,860		29,592,856		-		85,674,716		17,165,639		68,509,077	
2	Annai Nagammaiyar & Chakravarthi- Hostel	827,869		2,457,122		-		3,284,991		713,974		2,571,017	
3	Periyar Student Store	40,067		-		-		40,067		4,007		36,060	
4	Annai Nagammaiyar Cafeteria	147,633		-		-		147,633		36,421		111,212	
5	Centre for Open and Distance Education(COADE-PMU)	219,990		-		-		219,990		29,906		190,084	
6	Periyar Hospital-Thanjavur	2,637		-		-		2,637		395		2,242	
	TOTAL	57,320,056		32,049,978		-		89,370,034		17,950,341		71,419,692	



**PERIYAR MANIAMMAI ACADEMY OF HIGHER EDUCATION & RESEARCH
ADMINISTRATION A/C**

BALANCE SHEET AS ON 31ST MARCH 2024

LIABILITIES	SCH	AS ON 31.03.2024	AS ON 31.03.2023	ASSETS	SCH	AS ON 31.03.2024	AS ON 31.03.2023
Capital Fund	23	177,752,128	159,224,476	Fixed Assets	32	68,509,077	56,081,861
UGC Corpus Fund	24	250,000,000	50,000,000	Deposit	33	1,715,652	1,119,194
Endowment Fund	25	10,997,883	9,188,153	Endowment Deposits	34	10,938,894	10,297,398
NCTE Corpus Fund	26	2,400,000		UGC Corpus Deposit	35	250,000,000	50,000,000
Caution Deposit	27	21,119,436	19,907,129	NCTE Corpus Deposit	36	2,400,000	2,400,000
Grants	28	10,981,147	11,019,797	Investments	37	135,293,781	136,235,735
Current Liabilities	29	22,343,364	29,215,031	Loans and Advances	38	5,034,726	1,356,635
Secured Loans	30	10,785,186	16,176,520	Current Assets	39	36,497,351	41,224,337
Other Units	31	4,010,337	3,984,051				
Total		510,389,482	298,715,159	Total		510,389,482	298,715,159

PLACE: CHENNAI

DATE : 13/06/2024

FINANCE OFFICER

REGISTRAR

FOR M/S RAMACHANDRAN & MURALI
Chartered Accountants

(Signature)

(R.RAMACHANDRAN)

Partner



PERIYAR MANIAMMAL ACADEMY OF HIGHER EDUCATION & RESEARCH
INCOME AND EXPENDITURE FOR THE YEAR ENDED 31ST MARCH, 2023

TO	Expenditure	SCH	2023-24		2022-23		Income	SCH	2022-23	
			Amount(Rs.)	Amount(Rs.)	Amount(Rs.)	Amount(Rs.)			Amount(Rs.)	Amount(Rs.)
	Establishment	9	152,539,777	131,088,850	By	131,088,850	Receipt from Students - Regular	1	345,421,786	267,373,147
"	Administrative Expenses	10	2,839,665	2,095,494	"	2,095,494	Receipt from Students - Periodical	2	27,380,545	29,295,515
"	Finance Charges	11	1,656,937	2,518,586	"	2,518,586	Receipt from Students - One time	3	5,515,680	4,993,025
"	Other Expenses	12	6,407,838	11,403,613	"	11,403,613	Rent From Premises let out	4	1,532,904	1,394,790
"	Academic Support Facilities	13	15,431,812	13,100,668	"	13,100,668	Interest Received	5	34,898,090	9,110,595
"	Repairs & Maintenance	14	28,634,612	26,553,763	"	26,553,763	Receipt from Students - Others	6	6,733,339	4,461,304
"	Faculty Augmentation	15	3,397,682	2,741,990	"	2,741,990	Other Receipts	7	10,171,554	8,139,275
"	Student Support Facilities	16	42,197,572	29,419,973	"	29,419,973	Donation & Contribution	8	1,197,350	4,794,570
"	Extra Curricular / Co Curricular	17	419,342	522,478	"	522,478	Unclaimed Caution Deposit		2,689,693	
"	Research Activities	18	1,567,384	2,937,939		2,937,939				
"	e-Governance Expenses	19	8,331	1,024,528		1,024,528				
"	Examination Expenses	20	3,797,586	3,495,969		3,495,969				
"	Library Resources	21	2,086,692	1,778,023		1,778,023				
"	Admission Related Expenses	22	26,168,569	21,112,190		21,112,190				
"	Vehicle Operating Charges		23,628,535	18,253,815		18,253,815				
"	Depreciation		17,165,639	11,503,903		11,503,903				
"	Excess of Income over Expenditure		107,592,969	50,010,439		50,010,439				
	Total		435,540,941	329,562,221		329,562,221	Total		435,540,941	329,562,221

As per Books and Records produced and Information and Explanations given to us.

PLACE:CHENNAI

DATE : 13/06/2024


FINANCE OFFICER

FOR M/S RAMACHANDRAN & MURALI

Chartered Accountants

(R.RAMACHANDRAN)

Partner



REGISTRAR

ADMINISTRATION A/C BALANCE SHEET SCHEDULES		
Schedule - 23 - Capital Fund	AS ON 31.03.2024	AS ON 31.03.2023
Opening Balance	159,224,476	159,120,775
Add:		
: Excess of Income over Expenditure	107,592,969	50,010,439
: Annai Nagammaiyar Hostel	26,045,894	69,331
: Chakaravarthi Hostel	57,053,411	23,932
: COADE	14,465,493	
: Periyar Student Store	6,885,120	
: Alumni Association	10,594,495	
Less		
: Endowment Deposit Fund shown separately	1,709,730	
: NCTE Deposit Fund shown separately	2,400,000	
: UGC Grant Fund	200,000,000	50,000,000
TOTAL	177,752,128	159,224,476
Schedule - 24 - UGC Grant Fund	AS ON 31.03.2024	AS ON 31.03.2023
Opening Balance	50,000,000	-
Add: UGC Corpus Fund	200,000,000	50,000,000
TOTAL	250,000,000	50,000,000
Schedule - 25 - Endowment Fund	AS ON 31.03.2024	AS ON 31.03.2023
Opening Balance	9,188,153	9,188,153
Add: Endowment Fund received	100,000	-
Add: Endowment Fund Deposit shown separately	1,709,730	-
TOTAL	10,997,883	9,188,153
Schedule - 26 - NCTE Corpus Fund	AS ON 31.03.2024	AS ON 31.03.2023
Opening Balance	-	
Add: NCTE Corpus Deposit shown separately	2,400,000	
TOTAL	2,400,000	-
Schedule - 27 - Caution Deposit	AS ON 31.03.2024	AS ON 31.03.2023
Opening Balance	19,907,129	16,237,629
Add: Caution Deposits Received	7,646,000	7,541,500
Less: Refund of Caution Deposits	3,744,000	3,872,000
Less: Unclaimed Caution Deposit previous years	2,689,693	
TOTAL	21,119,436	19,907,129



Schedule -28-Grants	AS ON	AS ON
	31.03.2024	31.03.2023
DSTFundMechanicalDept.,	586,065	586,065
FundedProject	454,205	393,428
FundedProject - DBT BIRAC	(1,537)	(1,537)
FundedProject - NRSC	589,000	589,000
FundedProject - DST	200,379	200,379
FundedProject - ISRO	96,270	96,270
FundedProject - ISTE (AICTE)	16,284	-
FundedProject - Seminar Grant	16,000	16,000
Funded Project - TNSCST (Graphene and Plant Seeds)	10,052	10,052
FundedProject - TNSCST (Moduler Toilet)	4,336	4,336
Funded Project - TNSCST Students Project	26,875	26,875
Funded Project - TNSCST Students Project .	8,386	100,445
FundedProject - Nabard	48,180	48,180
FundedProject - UBA	21,174	21,174
FundedProject - Vignan Prasara	13,105	13,105
FundedProject - ICSSR (IOWA)	40,558	40,558
Fellowship	34,622	34,622
Grant - SW	1,540	-
Grant - Thadco Techno Economic Survey	-	46,526
NanoMission	7,467,121	7,467,121
StudentsProjectGrant	23,014	23,014
Grant PCR	232,063	128,063
Consultancy - PCR	58,380	58,380
CRD (A/c No:15)	839,675	839,675
CIF Childline (A/c No.3359)	88,855	38,181
<u>NSS</u>		
NSS (A/c No:10)	-	-
NSS Corpus Fund(A/c No:11)	12,433	63,684
NSS Special Camp (A/c No:12)	-	62,404
NSS Regular SC(A/c No:62)	16,466	36,151
NSS Special Camp SC(A/c No:63)	67,983	67,983
NSS Regular ST(A/c No:64)	5,168	5,168
NSS Special ST(A/c No:65)	4,496	4,496
TOTAL	10,981,147	11,019,797



Schedule - 29 - Current Liabilities	AS ON 31.03.2024	AS ON 31.03.2023
Duties and Taxes		
-EPF Payable	1,357,138	617,394
-TDS Payable	720,882	517,596
-GST Payable	384,649	183,915
-ESI Payable	124,626	88,929
Deposits Received	629,000	1,379,000
Tuition Fees Refundable	128,153	67,328
Research Payables	-	60,777
Employee Deduction Payable	1,483,293	1,228,048
Provisional Admission	451,000	163,200
Resume Fee refundable	-	2,100
Consultancy Remuneration Refundable	20,594	-
Fees Received in Advance - Academic Year 24-25	1,134,973	-
Salary Payable	10,572,941	10,039,781
Alumni Association	-	10,594,495
The Superintendent Engineer , TANGED , TEDC	1,293,782	1,129,906
Sundry Creditors		
Sundry Creditors Equipments:		
Electro Systems Associates Pvt Ltd	36,924	
Shree Sai Tech Solutions		
The Precision Scientific Co (CBE)		
Vesat Renewables Pvt Ltd		
Yakkaspace		
Sundry Creditors General:		
Pandian S		469
Blue Star Engineering & Electronics Ltd		12,390
Anbazhagan T N	8,726	4,244
Ananthakrishna Roadways	159,125	
Arvinjeey Krishna A	123,404	250,217
Apex Service and Instruments		106,000
Aqua New Generation		16,472
Arumugam Transport	126,225	116,127
Bharti Airtel Limited	17,708	12,177
Bharath Venkatesan	126,225	
Christy R	143,550	
Dhanabalan M	114,125	161,920
DMR Kitchens	21,515	
Duraisingam V	147,312	
Fourth Dimention Technologies (P) Ltd		108,454
Gopiprakash K S		5,557
Giridharan K	153,450	
Image Copiers		4,526
JK Travells	129,938	211,761
Kanagaraj R	129,938	355,212
Kavitha K	129,938	
Lakshmi Prabha D	91,575	-
Gopiprakash K S		4,350
Mahizhini Foods	194,755	
Manivannan R		10,140
Naveen K	126,225	
Nithya Plywood and Hardwares		
Novateur Electrical & Digital Service		



NS Printech		22,050
Palanirajan K (Advisor)	-	45,000
PCCCE Press	6,970	37,466
Periyar Public Press Trust	93,637	-
PMIST PRESS	6,488	6,488
PSV Equipments		29,630
Point S		
Psychotronics		93,009
Punniamoorthi Pillai Department Store		126,000
Raja Building Materials	45,255	45,255
Ragu MK (Sri Guru Transport)	126,225	
Robert Beeter	131,175	235,669
Robinson Chakravarthy	15,000	-
Royal Building Materials	14,520	14,520
Royal Scientific Suppliers	36,000	124,000
Ruthram Media	280,000	
Senthil Athiban	126,225	
Senthilkumar C	97,763	
Shalini K	126,225	
Singaravelu D	126,225	
Shri Balaji Chemical	-	6,400
Siva Hardwares & Pipes	-	142,350
SKY Flex	770	34,675
Spick & Span	44,306	
Shantha Breast Cancer Foundation		
Sharmila Traders		
Sri Vijaya Transport	129,938	
Sri Kirti Agencies	122,402	114,094
Sun Electricals		10,148
Thangamani	129,938	
Thiruvalluvar Offset Printer		9,120
Ultra Scientific Suppliers		57,000
Umamaheshwari R	126,225	
Vaithilingam S	-	257,301
Venkatesan Transport	126,225	232,254
Vivekanandan G	97,763	119,542
VR Associates	52,400	
TOTAL	22,343,364	29,215,031



Schedule - 30 - Secured Loan	AS ON 31.03.2024	AS ON 31.03.2023
Equipment Loan - 196103303000003	10,833,337	15,833,341
CC Loan from IOB - 196133000000001	(48,151)	345,022
CC Loan from IOB - 196133000000008	-	(10)
CC Loan from IOB - 196133000000017	-	(1,832)
TOTAL	10,785,186	16,176,520
Schedule - 31 - Other Units	AS ON 31.03.2024	AS ON 31.03.2023
Periyar TBI	4,010,337	4,006,587
PMIST - Chennai	-	(22,536)
TOTAL	4,010,337	3,984,051
Schedule - 33- Deposits	AS ON 31.03.2024	AS ON 31.03.2023
EB Deposit	1,688,852	1,092,394
Telephone Deposit	6,800	6,800
Cylinder Deposit (Selvi Traders)	20,000	20,000
TOTAL	1,715,652	1,119,194



Schedule - 34 - Endowment Deposits	AS ON 31.03.2024	AS ON 31.03.2023
Endowment (Prize)		
Endowment - 4000000071 (M.Krishnaswamy Memorial)	75,933	75,933
Endowment - 4000000073 (VRS Natarajan)	4,556	4,556
Endowment - 4000000074 (Vinoth Chandran,S'pore)	15,186	15,186
Endowment - 4000000076 (Environment)	15,186	15,186
Endowment - 4000000078 (Kousalya Govindarajan)	15,186	15,186
Endowment - 4000000079 (P.D.Rajan Vellachi)	152,171	152,171
Endowment - 4000000080 (Suseela Mariappan)	75,933	75,933
Endowment - 4000000081 (Santha Vivekanandan)	151,868	151,868
Endowment - 4000000082 (Karaikudi N.R.Samy)	151,868	151,868
Endowment - 40000001150 (Alumini Poor Students)	544,424	544,424
Endowment - 4000000316 (Indrajeeth Subhash)	-	-
Endowment - 4000000401 (Swarna Ranganathan)	285,477	240,897
Endowment - 4000000425 (Dr.APJ Abdul Kalam-NRC)	134,686	134,686
Endowment - 4000000426 (Marikannu Nallan-NRC)	134,686	134,686
Endowment - 4000000497 (Jamuna Rajarathinam)	134,686	134,686
Endowment - 4000000699 (Swarna Ranganathan)	100,000	100,000
Endowment - 4000000990 (MSW Cauvery)	29,728	29,728
Endowment - 4000001209(Rajaratnam)	123,615	123,615
Endowment - 4000001451 (Sundari Vellian)	545,000	545,000
Endowment - 4000001452 (Rengasamy & Rajam)	410,000	410,000
Endowment - 4000001453 (Rengasamy & Rajam)	500,000	500,000
Endowment - 511100135 (Swarna Renganathan) Indraje	662,333	662,333
Endowment - 511100191 (B.S.A.Swamy)	110,389	110,389
Endowment - 511100194 (Indrajeeth Subash)	441,565	441,565
Endowment - 511200053 (Chancellor)	210,178	210,178
Endowment - 511200054 (Anburaj)	210,178	210,178
Endowment - 511200208 (S.Rajaratnam)	105,090	105,090
Endowment - 511300044 (Kalaiselvi Gopalan)	11,055	11,055
Endowment - 511300045 (Kalaiselvi Gopalan)	141,418	141,418
Endowment- 511300046 (Vasantha Raman)	197,689	197,689
Endowment- 511300047 (Jamuna Rajaratnam)	49,423	49,423
Endowment - 511300048 (Singapore Murugu)	128,499	128,499
Endowment - 511300049 (Justice Somasundaram)	49,049	49,049
Endowment - 511300051 (Justice Somasunram)	196,173	196,173
Endowment - 511300053 (Jamuna Rajarajnam)	150,194	150,194
Endowment - 511300082 (R.S.Rajendran)	49,224	49,224
Endowment - 511300197 (E.V.K. Aasan)	95,160	95,160
Endowment - 511300198 (Thanjai Narayanasamy)	47,581	47,581
Endowment - 511300205 (V.Kalaiselvan)	19,033	19,033
Endowment - 511400057 (Dravidamani)	18,921	18,921
Endowment - 511400058(Emeraled Gopalakrishnan)	9,460	9,460
Endowment - 511400089 (Indrajeeth Sunash)	186,423	157,311
Endowment - 511400110 (Muthusamy Kaliammal)	184,764	157,311
Endowment - 511400111 (K.M.Kuppusamy Gnambal)	18,473	15,732



Endowment - 511400112 (TNF Thukkaram)	932,117	786,557
Endowment - 511400113 (Vittobai)	18,643	15,732
Endowment - 511400114 (EFIP Students)	93,212	78,656
Endowment - 511400115 (Jamuna Rajarathnam)	37,264	31,462
Endowment - 511400116 (V.K.N.Kannappan)	18,643	15,732
Endowment - 511400117 (Mudiyannur Ponnambalam)	18,643	15,732
Endowment - 511400118 (Vani Janakiraman)	18,643	15,732
Endowment - 511400119 (Somasundaram Vachila)	37,284	31,462
Endowment - 511400223 (B.S.A.Swamy)	45,515	39,329
Endowment - 511400246 (Arivukkarasu Ranjitham)	272,658	235,968
Endowment - 511500062 (Ponnammal)	344,811	310,148
Endowment - 511500063 (Govindammal)	362,146	310,149
Endowment - 511500064 (Gomathi)	362,145	310,148
Endowment - 511500138 (Dr.Sundarajalu)	202,771	202,771
Endowment - 5400002259 (nallusamy)	100,000	-
Fixed Deposit - 5400000806 (Alumini)	367,259	367,259
Endowment Deposit - 4511500258 (Periyar thought)	814,679	741,986
TOTAL	10,938,894	10,297,398
Schedule - 35 - UGC Grant Deposit	AS ON	AS ON
	31.03.2024	31.03.2023
Fixed Deposit - 196104000002021	50,000,000	50,000,000
Fixed Deposit - 196104000002177	15,000,000	
Fixed Deposit - 196104000002180	15,000,000	
Fixed Deposit - 196104000002182	15,000,000	
Fixed Deposit - 196104000002184	15,000,000	
Fixed Deposit - 196104000002185	15,000,000	
Fixed Deposit - 196104000002190	15,000,000	
Fixed Deposit - 196104000002191	15,000,000	
Fixed Deposit - 196104000002251	15,000,000	
Fixed Deposit - 196104420900001	50,000,000	
Fixed Deposit - 232004000001898 (Chennai)	15,000,000	
Fixed Deposit - 232004000001901 (Chennai)	15,000,000	
TOTAL	250,000,000	50,000,000
Schedule - 36 - NCTE Corpus Deposit	AS ON	AS ON
	31.03.2024	31.03.2023
NCTE Corpus Deposit - 451150047 Bsc Ed	700,000	700,000
NCTE Corpus Deposit - 451150048 Bsc Ed	500,000	500,000
NCTE Corpus Deposit - 4000001121 (B.Ed)	700,000	700,000
NCTE Corpus Deposit - 4000001122 (B.Ed)	500,000	500,000
TOTAL	2,400,000	2,400,000
Schedule - 37 - Investments	AS ON	AS ON
	31.03.2024	31.03.2023
EMD Deposits		
EMD -Smart city project - 1	25,000	25,000
EMD -Smart city project - 2	25,000	25,000
EMD -Smart city project - 3	25,000	25,000
EMD -Periyar FM GOPA	25,000	
Sub Total	100,000	75,000
Endowment Deposit - 4511000624	-	1,800,000




Endowment Deposit - 4511100052	-	1,015,979
Endowment Deposit - 4511100053	-	1,015,979
Sub Total	-	3,831,958
<u>Fixed Deposit-IOB Pmu</u>		
Fixed Deposit - 196104000000686 (AICTE)	-	6,120,987
Fixed Deposit - 196104000000687 (AICTE)	-	6,120,987
Fixed Deposit - 196104000000690 (AICTE)	-	-
Fixed Deposit - 196104000001250 (AICTE)	-	6,490,734
Fixed Deposit - 196104000001541 (AICTE)	-	12,134,076
Fixed Deposit - 4000000897 (BG for Smart City)	12,134,076	183,630
Fixed Deposit - 4000001076 (canteen Rent)		150,000
Fixed Deposit - 4000001093 (canteen Rent)		177,669
Fixed Deposit - 4000001133 (canteen Rent)		177,318
Fixed Deposit - 4000001208 (canteen Rent)		177,318
Fixed Deposit - 4000001208 (canteen Rent)		176,883
Fixed Deposit - 4000001765 (canteen Rent)		561,422
Fixed Deposit - 4000001833 (canteen Rent)		450,000
Fixed Deposit - 4000001890 (canteen Rent)		450,000
Fixed Deposit - 4000001948 (canteen Rent)		160,000
Fixed Deposit - 4000001949 (canteen Deposit)		200,000
Fixed Deposit - 4000001950 (canteen Deposit)		800,000
Fixed Deposit - 4000001123		553,305



Fixed Deposit - 4000001159		1,180,379
Fixed Deposit - 4000001199 (caution Deposit)		3,650,000
Fixed Deposit - 4000001598	2,235,000	2,235,000
Fixed Deposit - 4000001644		1,117,734
Fixed Deposit - 4000001646	770,000	770,000
Fixed Deposit - 4000001879	1,816,000	1,816,000
Fixed Deposit - 4000001880	2,570,000	2,570,000
Fixed Deposit - 4000001881	1,579,000	1,579,000
Fixed Deposit - 4000001882	220,000	220,000
Fixed Deposit - 4000002152	2,380,000	
Fixed Deposit - 4000002153	1,932,000	
Fixed Deposit - 4000002154	1,985,000	
Fixed Deposit - 4000002155	195,000	
Fixed Deposit - 4000001738 (CSAS)		1,000,000
Fixed Deposit - 4000001739 (CSAS)		1,000,000
Fixed Deposit - 4000001740 (CSAS)		300,000
Fixed Deposit - 4000001766		2,249,778
Fixed Deposit - 4000001817		5,000,000
Fixed Deposit - 4000001820		5,000,000
Fixed Deposit - 4000001821		5,000,000
Fixed Deposit - 4000001822		5,000,000
Fixed Deposit - 196104000002037	5,000,000	
Fixed Deposit - 196104000002038	5,000,000	
Fixed Deposit - 196104000002039	2,500,000	
Fixed Deposit - 196104000002040	5,000,000	
Fixed Deposit - 196104000002041	5,000,000	
Fixed Deposit - 196104000002042	2,500,000	
Fixed Deposit - 196104000002052	5,131,538	
Fixed Deposit - 196104000002053	5,131,538	
Fixed Deposit - 196104000002054	2,565,769	
Fixed Deposit - 196104000002055	5,052,535	
Fixed Deposit - 196104000002056	5,052,535	
Fixed Deposit - 196104000002057	2,526,267	
Fixed Deposit - 196104000002059	5,132,140	
Fixed Deposit - 196104000002060	5,132,140	
Fixed Deposit - 196104000002061	2,566,070	
Sub Total	91,290,238	74,588,590
Fixed Deposit-IOB Pmu		
Fixed Deposit - 4511400106 (Alumini)	-	1,306,050
Fixed Deposit - 4511400107 (Alumini)	-	1,306,050
Fixed Deposit - 4511400108 (Alumini)	-	1,306,050
Fixed Deposit - 4511400229 (Alumini)	-	500,000
Fixed Deposit - 4511400230 (Alumini)	-	1,000,000
Fixed Deposit - 4511400231 (Alumini)	-	1,000,000
Fixed Deposit - 4000000462 (Alumini)	-	1,000,000
Fixed Deposit - 4000000463 (Alumini)	-	1,000,000
Fixed Deposit - 4000000515 (Alumini)	-	1,000,000
Fixed Deposit - 4000000582 (Alumini)	-	361,345
Sub Total	-	9,779,495
Fixed Deposit (Pledged with Bank)		
Fixed Deposit - 19610400000475	-	2,440,481
Fixed Deposit - 19610400000476	-	2,442,522
Fixed Deposit - 19610400000477	-	576,375
Fixed Deposit - 19610400000478	-	2,437,630
Fixed Deposit - 19610400000479	-	2,369,090



Fixed Deposit - 196104000000649	-	5,000,000
Fixed Deposit - 196104000000650	-	5,000,000
Fixed Deposit - 196104000000651	-	2,500,000
Fixed Deposit - 196104000001204 (ANC) TBI BG	3,662,206	2,916,000
Fixed Deposit - 196104000001787 (TBI BG)	3,741,337	3,741,337
Fixed Deposit - 232004000000709 (Chennai)	-	5,000,000
Fixed Deposit - 232004000000710 (Chennai)	-	5,000,000
Fixed Deposit - 232004000000711 (Chennai)	-	5,000,000
Fixed Deposit - 232004000000712 (Chennai)	-	3,537,257
Fixed Deposit - 196104000002065 (Periyar Chair)	750,000	
Fixed Deposit - 196104000002067 (Periyar Chair)	750,000	
Fixed Deposit - 196104000002252	15,000,000	
Fixed Deposit - 196104000002256	15,000,000	
Fixed Deposit - 196104000002258	5,000,000	
Sub Total	43,903,543	47,960,692
TOTAL	135,293,781	136,235,735
Schedule - 38 -Loans and Advances	AS ON	AS ON
	31.03.2024	31.03.2023
Advance-Event (Programme)		
Advance - Admin	5,000	5,000
Advance - Aerospace		5,000
Advance - Civil	49,000	33,400
Advance - Commerce		15,000
Advance - EEE		9,000
Advance - KKCPs		10,000
Advance - Mechanical	18,000	22,400
Advance - Software Engg	3,000	34,381
Advance - Others	1,391	1,391
Advance - PRO Division		3,300
Advance - CPT	13,169	13,169
Advance - Purchase	12,000	
Rental Advance - Robinson Chakaravarthi	90,000	
Advance Paid to Suppliers		
LV Enterprises	-	187,500
Kamai Elevators (P) Limited	15,517	90,000
Alosiyas B		20,000
Annai Medical Book World		55,000
Bala Painter	102,500	102,500
Dharmaraja K		52,000
General Engineering and Services	64,138	67,796
Haridass N	25,000	25,000
ICON IT Services		9,736
Kamalam Electricals	49,560	49,560
Kumaresan A	15,000	15,000
M.A.S Interiors		152,500
Periyar Centenary Polytechnic College		12,980
Parampritti		4,157
Raj Printers	1,830	55,500
Sri Balaji Traders	13,800	30,710
Venkatesh G	133,875	133,875
V.KARTHIK	56,557	48,200
Xavier R		16,980
ICT Academy of Tamilnadu		75,600




JPN Constructions	225,500	
Century Computers	2,472,056	
Mallika Furniture	19,500	
Prag Robotics Pvt Ltd	5,000	
Dronera the Indigenes	67,500	
Girnarsoft Education Services Pvt Ltd	139,866	
Point S	778,500	
Rhythm Solutions	140,730	
Tech Apps Consulting	211,800	
Vimanna Labs India Pvt Ltd	299,997	
ARK Info Solutions Pvt Ltd	3,360	
PSV Equipments	1,580	
TOTAL	5,034,726	1,356,635



Schedule - 39 - Current Assets	AS ON 31.03.2024	AS ON 31.03.2023
Sundry Debtors		
Tuition Fees Receivable	5,463,150	8,978,842
Core Integra Consulting Services Private Limited	39,183	(166,922)
NSE IT Limited	54,969	-
SAI EDUCARE PRIVATE LIMITED	73,470	-
Sub Total	5,630,772	8,811,920
Cash in Hand		
Cash	71,020	890,353
Bank Accounts		
IOB PMAHER SB .8561	33,432	772,294
IOB PMAHER CA .125	1,939,743	1,416,500
IOB PMU -01	2,250,872	17,039,313
IOB PMU -02 NRI	49,417	48,173
IOB PMU - 09 Scholarship	21,069	20,592
IOB PMU - 16 CUII	-	336,282
IOB PMU - 20 Online	6,092,796	1,166,451
IOB PMU - 24 PECS	2,236,330	328,464
IOB PMU - 28 Alumni Association	15,202	14,837
IOB PMU - 29 Books & Uniform	-	32,808
IOB PMU - 30 IIPC	1	1
IOB PMU - 33 KKCPD	146,788	142,866
IOB PMU - 37 CRD	188,511	183,507
IOB PMU - 38 Veeramani Mohana	163,155	160,074
IOB PMU - 41 CEPT	160,369	1,045,687
IOB PMU - 42 ICEGT	13,714	13,436
IOB PMU - 43 ICOAA	-	112,026
IOB PMU - 51 CSAS	87,551	85,184
IOB PMU - 66 Coporation A/c	1,883,803	111,083
IOB PMU - 77 CEERP A/c	2,161	2,194
IOB PMU - 83 PCR A/c	215,156	75,155
Sub Total	15,571,091	23,997,283



<u>Grant SB Accounts</u>		
IOB PMU - 15 CRD	274,398	266,980
IOB PMU - 3359 CRD CHILDLINE	330,495	289,348
IOB PMU - 26 Engg Project	59,663	139,492
IOB PMU - 40 Nano Tech	10,020	9,841
IOB PMU - 53 DST Fund	49,091	47,856
IOB PMU - 10 NSS	55,456	21,691
IOB PMU - 11 NSS Corpus Fund	158,315	142,042
IOB PMU - 12 NSS SPL Camp	61,187	21,636
IOB PMU - 62 NSS Regular SC	20,459	19,906
IOB PMU - 63 NSS SPL Camp SC	74,219	72,213
IOB PMU - 64 NSS Regular ST	5,550	5,400
IOB PMU - 65 NSS SPL ST	4,121	4,010
Sub Total	1,102,972	1,040,414
Electricity Recoveries	2,205,047	1,411,504
Receivable - Airtel	-	86,068
Receivable - IOB	-	42,260
Pre-Paid Expenses	413,483	633,051
Pre-Paid Expenses For Admissions	5,899,230	-
Accrued Interest	5,253,872	5,039,160
TDS Receivable	374,560	157,234
TCS Receivable	46,324	5,443
Sub Total	14,192,516	7,374,720
TOTAL	36,497,351	41,224,337



SCHEDULES TO INCOME & EXPENDITURE ACCOUNT -ADMINISTRATION A/C		
Particulars	Amount	Amount
SCHEDULE - 1- Receipts from Students - Regular	For The Year	For The Year
	2023-24	2022-23
Tuition Fees	152,734,370	132,265,060
Student Other Fees	149,676,770	95,531,163
Special Fees	1,957,112	4,491,028
Student Transport Fees	37,040,609	32,681,145
Value Added Course Fees	1,736,400	285,700
Grievances Redressal Fees	104,000	120,000
Ph.D Extension Fees	35,000	80,000
Ph.D Thesis & Viva Fees	117,000	148,750
Training Fees - CETAT	60,000	421,500
Record Fees	92,000	110,126
Student ID Card Fees	1,396,525	1,069,675
Processing charges	472,000	169,000
Total	345,421,786	267,373,147
SCHEDULE - 2- Receipts from Students - Periodical	For The Year	For The Year
	2023-24	2022-23
Examination Fees	19,074,295	15,089,315
Books and Uniform	92,000	81,000
Laboratory Fees	1,137,500	1,620,000
Digital Library E Resource	1,004,000	1,477,000
Sports & Development Fees	657,000	791,400
Condonation Fees	820,800	565,100
Development Fees	125,000	157,000
Skill Development Fees	1,974,500	5,340,200
Student Aid Fund	2,495,450	4,174,500
Total	27,380,545	29,295,515
SCHEDULE - 3- Receipts from Students - One Time	For The Year	For The Year
	2023-24	2022-23
Admission Fees	2,033,000	2,364,000
Other State Fees	79,500	30,000
Registration Fees	797,180	559,875
University Fees Registration	2,606,000	2,039,150
Total	5,515,680	4,993,025




SCHEDULE - 4- RENT	For The Year 2023-24	For The Year 2022-23
Rent from Canteen	1,516,404	1,283,000
Rent from Staff Quarters	16,500	111,790
Total	1,532,904	1,394,790
SCHEDULE - 5- INTEREST	For The Year 2023-24	For The Year 2022-23
Interest Savings Bank a/c	1,057,303	933,540
Interest on Deposits	31,351,171	5,685,111
Interest on Corpus Fund	2,489,616	2,489,616
Interest from IT Refund	-	2,328
Total	34,898,090	9,110,595
SCHEDULE - 6- Receipt from Students - Others	For The Year 2023-24	For The Year 2022-23
Academic Record Verification	1,500	1,000
Library	318,766	282,041
Re Admission Fees	4,000	9,500
Lab Brekage	613,922	560,975
Fine	3,118,510	629,893
Printing & Postage Receipt from Students	50,152	10,990
Driving School Fees	13,000	4,000
Dravida Pozhil Subscription	53,841	21,200
Project Income	337,848	2,560,760
Symposium & Seminar Receipts	1,081,207	142,473
Hire Charges Received	44,689	35,715
Transportion charges	179,625	202,757
Training Fees	830,929	-
Training & Placement Registration Fees	85,350	-
Total	6,733,339	4,461,304



SCHEDULE - 7- OTHER RECEIPTS	For The Year 2023-24	For The Year 2022-23
Sale of Application	1,393,986	1,145,709
Scrap sale (Waste,Cement bag)	536,321	532,034
Sale of Vehicle	145,000	-
Registration Fees - Periyar 1000		2,885,267
Registration Fees - Dare 2022		264,365
NATA Receipts	98,475	91,600
Other Income	22,254	-
VMCQLER Receipts	21,411	
Income From Software Module Development		27,000
Consultancy income - others	1,694,915	168,000
Skill Development Training Fees	852,218	
Periyar Engineering Consultancy Services- Soil Test	3,890,971	2,922,235
Periyar Engineering Consultancy Services- Computer Exam	1,444,823	81,400
Periyar Engineering Consultancy Services- Biotech	12,620	21,665
Periyar Engineering Consultancy Services- PCR	58,559	-
Total	10,171,554	8,139,275
SCHEDULE - 8- Donation & Contribution Receipts	For The Year 2023-24	For The Year 2022-23
Donation		1,500,000
Donation for Infrastructure Development		327,000
Sponsorship	227,350	470,300
Contribution for Infrastrucure Development	50,000	-
Contribution from Alumni Association	920,000	2,497,270
Total	1,197,350	4,794,570
SCHEDULE -9- Establishment	For The Year 2023-24	For The Year 2022-23
Salary Teaching Staff	108,611,923	89,892,635
Salary Teaching Staff (TNP)	4,519,163	9,236,351
Salary Non-Teaching Staff	25,573,064	22,280,785
Salary Non Teaching Staff (NNP)	4,652,602	2,953,624
Special incentive	255,300	2,269,254
Guest Lecture Remuneration	73,735	270,475
Administrative Charges - EPF	478,142	286,717
EPF Employer's Contribution	5,737,702	3,425,683
ESI Employer Contribution	965,277	-
Gratuity Premium Paid	271,051	268,707
Visiting & Tennure Faculty	1,303,818	204,619
Conveyance Allowance	98,000	-
Total	152,539,777	131,088,850
SCHEDULE -10- Administrative Charges	For The Year 2023-24	For The Year 2022-23
Advertisement	729,618	76,272
Telephone & Internet Charges	265,419	253,188
Travelling Expenses	815,107	816,699
Statutory Audit Fees	236,000	147,500
Staff Selection	288,176	137,524
Professional & Consultancy Charges	280,749	335,980
Rates & Taxes	224,596	328,331
Total	2,839,665	2,095,494



SCHEDULE -11- Finance Charges	For The Year 2023-24	For The Year 2022-23
Interest - Equipment Loan	1,625,645	2,082,831
Bank Charges	31,292	435,756
Total	1,656,937	2,518,586
SCHEDULE -12- Other Expenses	For The Year 2023-24	For The Year 2022-23
Centre for periyar thought Expenses (CEPT)	361,555	3,559,393
Periyar Engineering Consultancy Service Expenses (PECS)	2,625,506	2,091,601
Registration & Subscription		313,328
Remuneration & Honorarium	1,676,522	2,308,811
Value Added Course Expenses		1,623,898
Energy Audit Fees		20,000
Donation		100,000
Books & Uniform Expenses		122,875
Green Initiatives and Waste Management	68,810	5,250
Hospitality Expenses	1,238,583	816,352
Miscellaneous Expenses	29,750	88,101
NCC Expenses	242,357	168,510
Sponsorship Paid	100,000	-
Rent paid	30,000	-
Hire Charges paid		750
Social Responsibility Expenses	25,957	178,744
Veeramani Mohana centre for quality life engineering research Exp	8,798	6,000
Total	6,407,838	11,403,613
SCHEDULE -13- Academic Support Facilities	For The Year 2023-24	For The Year 2022-23
NBA Registration Fees	177,000	570,000
Registration Fees	-	-
AICTE Registration Fees	2,667,000	-
Academic Record Verification Expenses	42,260	193,700
NAAC Expenses		14,000
NCTE Expenses	178,400	-
Academic Council Meeting Expenses	61,550	18,410
Affiliation Fees - NCDRC	17,700	17,700
Affiliation Fees	50,000	200,000
BOM - Meeting Expenses	187,453	183,020
BOS - Meeting Expenses	119,591	76,674
Finance Committee Meeting	21,000	27,000
Planning & Monitoring Meeting	-	3,392
PMU Growth & Development Committee Meeting	9,930	-
IQAC Meeting Expenses	101,335	99,545
ISO Audit Expenses	128,240	29,000
Curriculum Audit	79,930	-
Department Advisory Committee Meeting (DAC)	63,897	36,900
Events & Programmes	2,331,960	2,247,205
Extention Activity	20,983	21,489
Photo Copier Expenses	-	44,527
Postage & Courier	166,927	160,192
Printing & Stationeries	1,916,354	2,551,835
Refresher Course		10,000
Skill Dvelopment Programme		1,005,300
UGC,AICTE,NBA NIRF Expenses	491,375	158,599
University Video Coverage Expenses	590,000	



Academic Facilities - Repairs & Maintenance		
Insurance	1,188,673	563,149
Computer & Internet Maintenance	1,212,008	2,222,138
Computer Software and Teaching Kit	712,675	185,741
Consumables	970,386	914,892
Equipment Maintenance	1,055,600	728,950
Fire Extinguition Expenses	120,780	-
Printer Maintenance	381,391	333,158
Repairs & Service	367,414	484,152
Total	15,431,812	13,100,668
SCHEDULE -14 - Repairs & Maintenance		
	For The Year 2023-24	For The Year 2022-23
Physical Facilities - Repairs & Maintenance		
Fuel Expenses	1,937,625	1,560,690
Vehicle Maintenance	1,147,857	1,045,721
Annual Maintenance Charges	50,000	-
Annual Maintenance Charges - Lift	336,034	301,411
Annual Maintenance Charges - Swiping Machine	-	-
Annual Maintenance Charges - UPS	110,330	199,656
DTCP Approval	-	40,370
Electrical Maintenance	3,569,009	1,494,594
Electricity Charges	9,509,395	7,273,867
Fuel - Generator	351,820	420,416
Gasifire Maintenance	107,059	44,840
University Building Maintenance	11,289,120	14,082,662
Workshop Expenses	113,862	-
Generator Maintenance	112,500	89,536
Total	28,634,612	26,553,763
SCHEDULE -15 - Faculty Augmentation		
	For The Year 2023-24	For The Year 2022-23
Awards to Faculties	60,000	62,878
Faculty Development Programme	1,015,726	331,979
Seminar & Conference , Workshop	877,811	312,692
Staff Welfare	1,444,145	2,034,441
Total	3,397,682	2,741,990
SCHEDULE -16 -Students Support Facilities		
	For The Year 2023-24	For The Year 2022-23
Scholarship	26,862,250	22,808,350
Studend Aid Fund (Expenses)	300,900	300,000
Students Welfare	123,624	35,260
Record Book Expenses	92,860	24,577
Students - Incentive	7,000	225,000
News Letter	8,541,900	5,318,950
Inplant Training Expenses	159,669	122,000
ID Card Expenses	198,679	208,705
CETAT Training Expenses	36,402	199,877
Training & Placement - CUII	244,422	177,254
CA Foundation Course	65,000	-
Training Fees - Prag Robotics	4,321,160	-
Training Fees - Python & Others	1,243,706	-
Total	42,197,572	29,419,973



SCHEDULE -17 -Extra Curricular / Co Curricular	For The Year 2023-24	For The Year 2022-23
Sports & Games	419,342	522,478
Total	419,342	522,478
SCHEDULE -18 -Research Activies	For The Year 2023-24	For The Year 2022-23
Research Expenses	78,673	573,405
Seed Money Project	850,000	1,375,000
DC Meeting Remuneration	161,250	160,000
Half Time Teaching Asst Honorarium	210,000	91,000
Research Award	2,000	509,000
Synopsis Meeting Remuneration	35,000	18,500
Thesis Evaluation Remuneration	152,631	132,784
Viva Voice Remuneration	77,830	78,250
Total	1,567,384	2,937,939
SCHEDULE -19 -e-Governance Expenses	For The Year 2023-24	For The Year 2022-23
Software Expenses - E Governance		1,500
Website Development	8,331	1,023,028
Total	8,331	1,024,528
SCHEDULE -20 -Examination Expenses	For The Year 2023-24	For The Year 2022-23
Photo Shoot Expenses	4,980	-
Printing & Stationeries - COE Cell	1,991,190	1,767,516
Hospitality Expenses - COE Cell	207,075	101,000
Remuneration - Exam	911,053	726,446
Convocation Expenses	683,288	901,007
Total	3,797,586	3,495,969
SCHEDULE -21 -Library Resources	For The Year 2023-24	For The Year 2022-23
Expenditure for Purchase of Journals	1,789,497	1,372,928
Library Expenses	-	56,621
Newspaper & Magazine	47,525	49,833
Subscription / Membership	249,670	298,641
Total	2,086,692	1,778,023
SCHEDULE -22-Admission Related Expenditure	For The Year 2023-24	For The Year 2022-23
Branding	11,902,672	8,278,590
Admission Centre Expenses	196,245	164,423
Admission Compaign	3,811,400	126,260
Admission Promotion activities	2,589,244	5,864,528
Admission Stall Expenses	125,936	8,255
Awards and Rewards	247,900	-
Brouchers & Flyers	176,980	185,376
Compaign Management Charges	878,746	
Consultancy Honorarium (Admission)	-	188,298
Consultants	4,663,300	-
Digital Marketing - Admissions	208,818	3,933,530
Education Expo	152,017	927,866
Hospitality - Admissions	136,213	344,135
Lead Management Application	33,670	231,474
Other Admission Expenses	250,894	75,850
PMESE	66,257	167,454
Printing Charges - Admissions	369,575	14,236
Travelling Expenses - Admissions	217,102	153,515
Video Production (Admission)	141,600	148,400
Total	26,168,569	21,112,190



ADMINISTRATION A/C
SCHEDULE - 32 - FIXED ASSETS

SL.NO	PARTICULARS	%	WDV AS ON		ADDITIONS		TOTAL	DEPRECIATION	WDV AS ON
			01.04.2023	31.03.2024	>180 Days	<180 Days			
1	Books	10%	1,301,508	2,562,808	90,264	1,171,036	2,562,808	197,729	2,365,079
2	Building	10%	2,731,641	3,595,755	859,608	4,506	3,595,755	359,350	3,236,405
3	Computers & accessories	40%	19,016,973	29,544,905	378,762	10,149,170	29,544,905	9,788,128	19,756,777
4	Equipments	15%	30,226,122	37,231,956	3,897,021	3,108,813	37,231,956	5,351,632	31,880,323
5	Furniture & Fittings	10%	1,955,617	6,401,260	4,370,143	75,500	6,401,260	636,351	5,764,909
6	Vehicle	15%	850,000	6,338,033	3,911,281	1,576,752	6,338,033	832,449	5,505,584
Total			56,081,861	85,674,717	13,507,079	16,085,777	85,674,717	17,165,639	68,509,077



**ANNAI NAGAMMIYAR & CHAKARAVARTHI HOSTEL CONSOLIDATION
BALANCE SHEET AS ON 31ST MARCH 2024**

LIABILITIES	SCH	AS ON 31.03.2024	AS ON 31.03.2023	ASSETS	SCH	AS ON 31.03.2024	AS ON 31.03.2023
Capital Fund	1	10,651,759	71,528,142	Fixed Assets	3	2,571,018	827,869
Caution Deposit		2,865,000	8,996,052	Room Rent & Mess Fees Due		936,500	602,400
Current Liabilities	2	1,020,877	860,295	Loans and Advances	4	202,000	2,545,815
				Deposits	5	384,084	384,084
				Investments	6	5,000,000	75,207,541
				Cash & Bank Balances	7	5,288,935	1,661,680
				Live Stock - PROBE		155,100	155,100
		14,537,636	81,384,489			14,537,637	81,384,489

As per Books and Records produced and Information and Explanations given to us.

PLACE: CHENNAI

DATE : 13/06/2024

FOR M/S RAMACHANDRAN & MURALI
Chartered Accountants

(R.RAMACHANDRAN)
Partner



**ANNAI NAGAMMIYAR & CHAKARAVARTHI HOSTEL CONSOLIDATION
INCOME AND EXPENDITURE ACCOUNT FOR THE YEAR ENDED 31.03.2024**

EXPENDITURE	SCH	For the Year 2023-24	For the Year 2022-23	INCOME	SCH	For the Year 2023-24	For the Year 2022-23
TO Establishment				BY Hostel Income	A	38,068,547	39,064,339
" Hostel Expenses	D	4,173,070	3,987,356	" Interest	B	3,507,245	3,082,528
" Administration Expenses	E	2,221,965	1,631,034	" Other Income	C	926,125	951,397
" Repairs & Maintenance	F	763,053	746,334	" Unclaimed Caution Deposit		6,973,600	
" Other Expenses	G	621,518	323,011				
" Depreciation		713,974	140,150				
" Excess of Income over Expenditure		23,072,921	24,662,974	" Excess of Expenses over Income		49,475,517	43,098,264
		49,475,517	43,098,264				

As per Books and Records produced and Information and Explanations given to us.


PLACE: CHENNAI
DATE: 13/06/2024

FOR M/S RAMACHANDRAN & MURALI
Chartered Accountants



(Signature)
(R. RAMACHANDRAN)
Partner


ANNAI NAGAMMAIYAR & CHAKARAVARTHI HOSTEL		
	AS ON	AS ON
Schedule - 1- Capital Fund	31.03.2024	31.03.2023
Opening Balance	71,528,142	47,808,431
Add: PMIST Chennai (on transfer)		
Add: Excess of Income Over Expenditure	23,072,921	24,662,974
Add:PMAHER Administration a/c		
Add: Chakravarthi hostel		800,000
Less: Excess of Expenses over Income		
Less: PMAHER Administraion	83,099,304	93,263
Less: Periyar Maniammai Hospital	850,000	850,000
Less: Annai Nagammaiyar Hostel		800,000
TOTAL	10,651,759	71,528,142
	AS ON	AS ON
Shedule -2- Current Liabilities	31.03.2024	31.03.2023
Sundry Creditors	169,420	
Endowment		10,000
Expenses Payable	253,599	191,601
GST Payable		
Hostel Fees Refundable	185,586	287,230
Salary Payable	359,912	329,242
Employee Deductions	31,362	25,135
Statutory Dues	20,998	17,087
TOTAL	1,020,877	860,295
	AS ON	AS ON
Schedule - 4 - Loans and Advances	31.03.2024	31.03.2023
JPN constructions		2,000,000
Advances		24,000
Advance for Big Bugget laundry Service	150,000	
Aqua New Generation	52,000	
Cash Imprest - Senthamilkumar S		
Advance - SP Manikandan		
Advance - S.Prabakaran		
Advance - Thangabaskaran		
Advance - K.Arun Ganesh		
TDS 2017-18		
Advance - V. Latha		
Advance - Thirumal Murugan		
Painting Advance		
City Aircool		
K.Pitchaimani		
Advance - G. R Electricals		521,815
	202,000	2,545,815



	AS ON	AS ON
	31.03.2024	31.03.2023
Schedule - 5 - Deposit		
Telephone Deposit	37,800	37,800
Electricity Deposit	233,511	233,511
Gas Deposit	9,225	9,225
EB Deposit Probe	98,598	98,598
Telephone Deposit Probe	4,950	4,950
Total	384,084	384,084
	AS ON	AS ON
	31.03.2024	31.03.2023
Schedule - 6- Investments		
Annai Nagamaiyar Hostel		
Endowment - Prize	-	10,000
Fixed Deposit - 4000000427	-	-
Fixed Deposit - 4000000428	-	-
Fixed Deposit - 4000000438	-	-
Fixed Deposit - 4000000439	-	-
Fixed Deposit - 4000000718	-	-
Fixed Deposit - 4000000719	-	-
Fixed Deposit - 4000000720	-	1,268,336
Fixed Deposit - 4000000722	-	1,268,336
Fixed Deposit - 4000000729	-	1,268,336
Fixed Deposit - 4000000734	-	-
Fixed Deposit - 4000000738	-	1,265,836
Fixed Deposit - 4000000750	-	-
Fixed Deposit - 4000000877	-	1,265,836
Fixed Deposit - 4000000884	-	1,258,376
Fixed Deposit - 4000000900	-	1,258,376
Fixed Deposit - 4000000909	-	629,187
Fixed Deposit - 4000001028	-	629,187
Fixed Deposit - 4000001029	-	1,187,969
Fixed Deposit - 4000001030	-	1,187,969
Fixed Deposit - 4000001031	-	1,187,969
	-	1,187,969




Fixed Deposit - 4000001032	-	1,187,969
Fixed Deposit - 4000001039	-	592,814
Fixed Deposit - 4000001043	-	592,814
Fixed Deposit - 4000001048	-	1,185,627
Fixed Deposit - 4000001160	-	1,180,379
Fixed Deposit - 4000001168	-	1,767,956
Fixed Deposit - 4000001178	-	589,319
Fixed Deposit - 4000001179	-	589,319
Fixed Deposit - 4000001180	-	589,319
Fixed Deposit - 4000001181	-	589,319
Fixed Deposit - 4000001188	-	589,319
Fixed Deposit - 4000001210	-	471,688
Fixed Deposit - 4000001784	-	1,000,000
Fixed Deposit - 4000001785	-	1,000,000
Fixed Deposit - 4000001934	-	2,000,000
Charavarthi Hostel		
Fixed Deposit - 4000000436	-	676,733
Fixed Deposit - 4000000437	-	676,733
Fixed Deposit - 4000000714	-	1,268,336
Fixed Deposit - 4000000716	-	634,168
Fixed Deposit - 4000000717	-	1,268,336
Fixed Deposit - 4000000723	-	634,168
Fixed Deposit - 4000000728	-	1,268,336
Fixed Deposit - 4000000733	-	1,898,754
Fixed Deposit - 4000000749	-	1,265,836
Fixed Deposit - 4000000766	-	632,919
Fixed Deposit - 4000000873	-	1,258,376
Fixed Deposit - 4000000876	-	629,187
Fixed Deposit - 4000000879	-	629,187
Fixed Deposit - 4000000898	-	629,187
Fixed Deposit - 4000000906	-	629,187
Fixed Deposit - 4000000915	-	629,187
Fixed Deposit - 4000001032	-	1,187,969
Fixed Deposit - 4000001033	-	1,187,969
Fixed Deposit - 4000001037	-	1,185,627
Fixed Deposit - 4000001044	-	592,814
Fixed Deposit - 4000001046	-	1,185,627
Fixed Deposit - 4000001047	-	1,185,627
Fixed Deposit - 4000001058	-	592,814
Fixed Deposit - 4000001060	-	592,814
Fixed Deposit - 4000001169	-	1,180,379
Fixed Deposit - 4000001173	-	589,319
Fixed Deposit - 4000001174	-	589,319
Fixed Deposit - 4000001175	-	589,319
Fixed Deposit - 4000001176	-	589,319
Fixed Deposit - 4000001177	-	589,319
Fixed Deposit - 4000001187	-	1,767,956
Fixed Deposit - 4000001721	-	1,052,503
Fixed Deposit - 4000001722	-	1,052,503
Fixed Deposit - 4000001723	-	1,052,503
Fixed Deposit - 4000001724	-	1,052,503
Fixed Deposit - 4000001725	-	1,052,503
Fixed Deposit - 4000001754	-	1,000,000



Fixed Deposit - 4000001755	-	1,000,000
Fixed Deposit - 4000001756	-	500,000
Fixed Deposit - 4000001781	-	1,000,000
Fixed Deposit - 4000001783	-	500,000
Fixed Deposit - 4000001823	-	1,000,000
Fixed Deposit - 4000001824	-	1,000,000
Fixed Deposit - 4000001825	-	1,000,000
Fixed Deposit - 4000001826	-	500,000
Fixed Deposit - 4000001844	-	1,000,000
Fixed Deposit - 4000001845	-	1,000,000
Fixed Deposit - 4000001923	-	1,000,000
Fixed Deposit - 4000001924	-	1,000,000
Fixed Deposit - 4000001927	-	500,000
Fixed Deposit - 4000001933	-	1,500,000
Fixed Deposit - 4000002240	5,000,000	
	5,000,000	75,207,541
	AS ON	AS ON
Schedule - 7 - Cash & Bank Balance	31.03.2024	31.03.2023
Cash	1,800	
Bank		
Indian Overseas Bank A/c - Annai Nagammaiyar Hostel	2,497,001	1,101,842
Indian Overseas Bank A/c - Chakravarthi Hostel	2,790,134	559,838
Total	5,288,935	1,661,680



ANNAI NAGAMMAIYAR & CHAKARAVARTHI HOSTEL		
SCHEDULE - A - HOSTEL INCOME	For The Year	For The Year
	2023-24	2022-23
Admission Fees	306,500	209,500
Room Rent & Mess Fees	22,326,084	23,842,025
Mess Collection	8,405,763	8,234,285
Washing Charges	915,191	940,879
Electricity Charges & maintenance	6,115,009	5,837,650
	38,068,547	39,064,339
SCHEDULE - B - INTEREST		
Interest from SB	131,408	137,175
Interest from FD	3,375,837	2,945,353
	3,507,245	3,082,528
SCHEDULE - C - OTHER INCOME		
Scrap Sales -Cement Bags		507
Miscellaneous Income	1,816	265
Fine Collections	505	508,930
PROBE - Income	527,566	436,690
Vermicompost Income	378,952	5,005
Other Income	17,286	951,397
	926,125	951,397
SCHEDULE - D - HOSTEL EXPENSES		
	For The Year	For The Year
	2023-24	2022-23
Provisions	7,059,938	5,599,717
Vegetables	1,711,819	1,472,449
Milk	1,942,251	1,335,180
Fire Wood	262,610	252,561
Gas & Fuel	936,070	726,100
Hostel Maintenance	5,996,328	2,221,398
	17,909,016	11,607,405
SCHEDULE - E - ADMINISTRATION EXPENSES		
Electricity Charges	2,217,914	1,530,885
Printing & stationery	528	3,701
Audit Fees		1,805
Bank Charges	2,373	
Postage		
Prof & Consultancy Charges		
Travelling Expenses	1,150	8,000
Staff Welfare		86,643
Hospitality Expenses		
Advertisement		
Scholarship		
	2,221,965	1,631,034
SCHEDULE - F - REPAIRS & MAINTENANCES		
Repairs & Maintenance		17,500
Laundry Services	546,674	351,716
Electrical Maintenance	71,099	192,207
Vehicle Maintenance	2,162	27,644
Diesel & Petrol	143,118	157,267
	763,053	746,334
SCHEDULE - G - OTHER EXPENSES		
Library & Games		
Management Scholarship	36,000	
Library Newspaper Expenses	1,313	
Pazhagumugam Expenses	9,580	
PROBE Maintenance	547,691	323,011
Insurance	26,934	
	621,518	323,011



PMU HOSTEL CONSOLIDATION									
SCHEDULE - J - FIXED ASSETS									
SL.NO	PARTICULARS	%	WDV AS ON 31.03.2023	ADDITIONS		TOTAL	DEPRECIATION	WDV AS ON 31.03.2024	
				>180 Days	<180 Days				
1	Electrical Equipments	15%	5,925	-	-	5,925	889	5,036	
2	Vessels	10%	38,845	139,315	3,240	181,400	17,978	163,422	
3	Freezer	15%	54,468	-	-	54,468	8,170	46,298	
4	Water Cooler	15%	224,400	-	-	224,400	33,660	190,740	
5	Refridgerator	15%	35,705	-	-	35,705	5,356	30,349	
6	Steam Boiler	15%	468,526	-	-	468,526	70,279	398,247	
7	Grinder	15%	-	-	98,000	98,000	7,350	90,650	
8	Periyar Dairy Farm (LiveStock)	0%	-	9,800	-	9,800	-	9,800	
9	Poultry Farm Shed	15%	-	1,124,957	79,625	1,204,582	174,715	1,029,867	
10	CCTV Camera	40%	-	985,885	-	985,885	394,354	591,531	
11	Printer	15%	-	-	16,300	16,300	1,223	15,078	
			827,869	2,259,957	197,165	3,284,991	713,974	2,571,018	



**ANNAI NAGAMMAIYAR HOSTEL
BALANCE SHEET AS ON 31ST MARCH 2024**

LIABILITIES	SCH	AS ON 31.03.2024	AS ON 31.03.2023	ASSETS	SCH	AS ON 31.03.2024	AS ON 31.03.2023
Capital Fund	1	3,527,117	29,296,182	Fixed Assets	4	1,964,409	827,869
Caution Deposit	2	1,395,000	3,180,689	Room Rent & Mess Fees Due		381,500	287,500
Current Liabilities	3	653,552	503,504	Loans and Advances	5	202,000	2,024,000
				Deposits	6	373,859	373,859
				Investments	7	-	28,210,205
				Cash & Bank Balances	8	2,498,801	1,101,842
				Closing Stock - PROBE		155,100	155,100
Total		5,575,669	32,980,375	Total		5,575,669	32,980,375

As per Books and Records produced and Information and Explanations given to us.

PLACE: CHENNAI

DATE : 13/06/2024

FOR M/S RAMACHANDRAN & MURALI
Chartered Accountants

(Signature)
(R.RAMACHANDRAN)
Partner




ANNAI NAGAMMAIYAR HOSTEL
INCOME AND EXPENDITURE ACCOUNT FOR THE YEAR ENDED 31.03.2024


EXPENDITURE	SCH	For the Year 2023-24	For the Year 2022-23	INCOME	SCH	For the Year 2023-24	For the Year 2022-23
TO Establishment				BY Hostel Income	1	21,048,295	21,640,604
" Hostel Expenses	4	3,234,378	3,127,460	" Interest	2	2,112,024	1,292,813
" Administration Expenses	5	17,658,117	11,281,263	" Other Income	3	924,309	950,890
" Repairs & Maintenance	6	1,115,824	945,672	" Unclaimed Caution Deposit		2,228,600	
" Other Expenses	7	734,718	678,290				
" Depreciation		620,627	323,011				
		318,397	140,150				
" Excess of Income over Expenditure		2,631,167	7,388,461	" Excess of Expenses over Income			
		26,313,228	23,884,307			26,313,228	23,884,307

As per Books and Records produced and Information and Explanations given to us.

PLACE: CHENNAI
DATE: 13/06/2024

FOR M/S RAMACHANDRAN & MURALI
Chartered Accountants


(R. RAMACHANDRAN)
Partner



ANNAI NAGAMMAIYAR HOSTEL		
Schedule - 1- Capital Fund	AS ON	AS ON
	31.03.2024	31.03.2023
Opening Balance	29,296,182	22,027,052
Add: Excess of Income Over Expenditure	2,631,167	7,388,461
Add: Chakaravarthi Hostel		800,000
Add: Administration a/c		-
Less: Excess of Expenses over Income	-	
Less: Administration A/c	26,045,893	69,331
Less : Chakaravarthi Hostel	1,504,339	
Less: Periyar Maniammai Free Clinic	850,000	850,000
TOTAL	3,527,117	29,296,182
Schedule -2- Caution Deposit		
	AS ON	AS ON
	31.03.2024	31.03.2023
Opening Balance	3,180,689	2,837,289
Add: Caution Deposit received during the year	701,000	640,000
Less: Refund made during the year	258,089	296,600
Less: Unclaimed Caution Deposit	2,228,600	
TOTAL	1,395,000	3,180,689
Schedule -3- Current Liabilities		
	AS ON	AS ON
	31.03.2024	31.03.2023
Sundry Creditors	169,420	-
Endowment	-	10,000
Expenses Payable	113,131	94,160
Hostel Fees Refundable	43,806	102,450
Salary Payable	283,531	260,618
Employee Deductions	26,416	21,385
Statutory Dues	17,248	14,891
TOTAL	653,552	503,504



Schedule - 5- Loans and Advances	AS ON	AS ON
	31.03.2024	31.03.2023
J P N Construction Advances		2,000,000
Advance for Big Bugget laundry Service	150,000	24,000
Aqua New Generation	52,000	-
TOTAL	202,000	2,024,000
Schedule - 6 - Deposit	AS ON	AS ON
	31.03.2024	31.03.2023
Telephone Deposit	36,800	36,800
Electricity Deposit	233,511	233,511
EB Deposit Probe	98,598	98,598
Telephone Deposit Probe	4,950	4,950
TOTAL	373,859	373,859
Schedule - 7 - Investments	AS ON	AS ON
	31.03.2024	31.03.2023
Endowment - Prize		10,000
Fixed Deposit - 4000000719		1,268,336
Fixed Deposit - 4000000720		1,268,336
Fixed Deposit - 4000000722		1,268,336
Fixed Deposit - 4000000734		1,265,836
Fixed Deposit - 4000000750		1,265,836
Fixed Deposit - 4000000877		1,258,376
Fixed Deposit - 4000000884		1,258,376
Fixed Deposit - 4000000900		629,187
Fixed Deposit - 4000000909		629,187
Fixed Deposit - 4000001028		1,187,969
Fixed Deposit - 4000001029		1,187,969
Fixed Deposit - 4000001030		1,187,969
Fixed Deposit - 4000001031		1,187,969
Fixed Deposit - 4000001032		1,187,969
Fixed Deposit - 4000001039		592,814
Fixed Deposit - 4000001043		592,814
Fixed Deposit - 4000001048		1,185,627
Fixed Deposit - 4000001160		1,180,379
Fixed Deposit - 4000001168		1,767,956
Fixed Deposit - 4000001178		589,319
Fixed Deposit - 4000001179		589,319
Fixed Deposit - 4000001180		589,319
Fixed Deposit - 4000001188		589,319
Fixed Deposit - 4000001210		471,688
Fixed Deposit - 4000001784		1,000,000
Fixed Deposit - 4000001785		1,000,000
Fixed Deposit- 4000001934		2,000,000
TOTAL	-	28,210,205




Schedule - 8 - Cash & Bank Balance	AS ON	AS ON
	31.03.2024	31.03.2023
Cash	1,800	
Bank		
Indian Overseas Bank A/c	2,497,001	1,101,842
TOTAL	2,498,801	1,101,842
Sub Schedules		
	AS ON	AS ON
Current Liabilities	31.03.2024	31.03.2023
Sundry Creditors		
The Thanjavur Dist Co-op Milk producer	169,420	
	169,420	-
Employee Deduction - Bharti Airtel (CUG)		-
Employee Deduction-Dravidar Kazhagam (PPF)	150	175
Employee Deduction - LIC (GROUP)		
Employee Deduction-LIC of India		
Employee Deduction (Mis)	2,228	1,000
Employee Deduction-News Letter (Chennai)	1,080	2,460
Employee Deduction - Professional Tax	15,820	15,825
Employee Deduction-Staff Club	150	175
Employee Deduction-Staff Welfare Fund	6,988	1,750
Statutory Dues		
ESI	611	586
EPF	14,182	3,750
TDS		8,546
GST	2,455	2,009
Total	43,664	36,276




ANNAI NAGAMMAIYAR HOSTEL

SCHEDULE - 1 - HOSTEL INCOME	For The Year	For The Year
	2023-24	2022-23
Admission Fees	129,000	104,000
Room Rent & Mess Fees	17,328,204	17,933,125
Electricity Charges & maintenance	3,148,000	3,154,500
Washing Charges	443,091	448,979
	21,048,295	21,640,604
SCHEDULE - 2 - INTEREST		
Interest from SB	78,488	85,605
Interest from FD	2,033,536	1,207,208
	2,112,024	1,292,813
SCHEDULE - 3 - OTHER INCOME		
Other Income	17,286	5,005
Fine Collections	505	265
PROBE - Income	527,566	508,930
Vermicompost Income	378,952	436,690
	924,309	950,890
SCHEDULE - 4 - HOSTEL EXPENSES		
	For The Year	For The Year
	2023-24	2022-23
Provisions	7,059,938	5,599,717
Vegetables	1,711,819	1,472,449
Milk	1,942,251	1,335,180
Fire Wood	262,610	252,561
Gas & Fuel	936,070	726,100
Hostel Maintenance	5,745,429	1,895,256
	17,658,117	11,281,263
SCHEDULE - 5 - ADMINISTRATION EXPENSES		
Printing & stationery	528	1,210
Bank Charges	1,424	1,023
Travelling Expenses	1,150	-
Electricity Charges	1,112,722	850,796
Staff welfare		6,000
Hospitality Expenses		71,240
Hospitality Expenses - Dare 2022		15,403
	1,115,824	945,672
SCHEDULE - 6 - REPAIRS & MAINTENANCES		
Repairs & Maintenance		17,500
Electrical Maintenance	42,764	124,163
Vehicle Maintenance	2,162	27,644
Laundry Service	546,674	351,716
Diesel & Petrol	143,118	157,267
	734,718	678,290
SCHEDULE - 7 - OTHER EXPENSES		
Management Scholarship	36,000	
Library Newspaper Expenses	422	
Pazhagumugam Expenses	9,580	
PROBE Maintenance	547,691	323,011
Insurance	26,934	
	620,627	323,011



**ANNAL NAGAMMAIYAR HOSTEL
SCHEDULE - J - FIXED ASSETS**

SL.NO	PARTICULARS	%	WDV AS ON 01.04.2023	DELETION TRANSFER	AS ON 01.04.2023		ADDITIONS		TOTAL	DEPRECIATION	WDV AS ON 31.03.2024
					>180 Days	<180 Days	>180 Days	<180 Days			
1	Equipments	15%	5,925		5,925				5,925	889	5,036
2	Steam Boiler	15%	468,526		468,526				468,526	70,279	398,247
3	Vessels	10%	38,845		38,845	139,315	3,240		181,400	17,978	163,422
4	Freezer	15%	54,468		54,468				54,468	8,170	46,298
5	Refrigerator	15%	35,705		35,705				35,705	5,356	30,349
6	Water Cooler	15%	224,400		224,400				224,400	33,660	190,740
7	Grinder	15%	-		-		98,000		98,000	7,350	90,650
8	Periyar Dairy Farm (LiveStock)	0%	-		-			9,800	9,800	-	9,800
9	Poultry Farm Shed	15%	-		-	1,124,957	79,625		1,204,582	174,715	1,029,867
			827,869	-	827,869	1,274,072	180,865		2,282,806	318,397	1,964,409




CHAKARAVARTHI HOSTEL
BALANCE SHEET AS ON 31.03.2024

LIABILITIES	SCH	AS ON 31.03.2024	AS ON 31.03.2023	ASSETS	SCH	AS ON 31.03.2024	AS ON 31.03.2023
Capital Fund	6	7,124,642	42,231,960	Fixed Asset	9	606,609	-
Caution Deposit	7	1,470,000	5,815,363	Investments	10	5,000,000	46,997,336
Current liabilities	8	367,325	356,791	Deposit & Advances	11	10,225	532,040
				Due from Students		555,000	314,900
				Cash & Bank Balance	12	2,790,134	559,838
		8,961,967	48,404,114			8,961,968	48,404,114

As per Books and Records produced and Information and Explanations given to us.

For M/S.RAMACHANDRAN & MURALI
CHARTERED ACCOUNTANTS



(Signature)
(R.RAMACHANDRAN)
PARTNER

PLACE: CHENNAI
DATE: 13/06/2024

CHAKARAVARTHI HOSTEL
INCOME & EXPENDITURE ACCOUNT FOR THE YEAR ENDED 31.03.2024

EXPENDITURE	SCH	For the Year 2023-24	For the Year 2022-23	INCOME	SCH	For the Year 2023-24	For the Year 2022-23
To Establishment		938,692	859,896	By Hostel Income	1	17,022,068	17,424,242
" Hostel Expenses	3	1,384,426	1,074,275	" Interest	2	1,395,221	1,789,715
" Administration	4	1,840	5,273	" Unclaimed Caution Deposit		4,745,000	
" Depreciation		395,577	-				
Excess of Income		20,441,755	17,274,513				
Over Expenditure							
		23,162,289	19,213,957			23,162,289	19,213,957

As per Books and Records produced and Information and Explanations given to us.



For M/S. RAMACHANDRAN & MURALI
 CHARTERED ACCOUNTANTS
 (R. RAMACHANDRAN)
 PARTNER

PLACE: CHENNAI
 DATE: 13/06/2024

SCHEDULE 12: CASH & BANK BALANCE		2023-24	2022-23
1	Cash in Hand		
2	IOB a/c No.04	2,790,134	559,838
TOTAL		2,790,134	559,838

SCHEDULE 10: INVESTMENTS		2023-24	2022-23
	Fixed Deposit - 4000000436		676,733
	Fixed Deposit - 4000000437		676,733
	Fixed Deposit - 4000000714		1,268,336
	Fixed Deposit - 4000000716		634,168
	Fixed Deposit - 4000000717		1,268,336
	Fixed Deposit - 4000000723		634,168
	Fixed Deposit - 4000000728		1,268,336
	Fixed Deposit - 4000000733		1,898,754
	Fixed Deposit - 4000000749		1,265,836
	Fixed Deposit - 4000000766		632,919
	Fixed Deposit - 4000000873		1,258,376
	Fixed Deposit - 4000000876		629,187
	Fixed Deposit - 4000000879		629,187
	Fixed Deposit - 4000000898		629,187
	Fixed Deposit - 4000000906		629,187
	Fixed Deposit - 4000000915		629,187
	Fixed Deposit - 4000001032		1,187,969
	Fixed Deposit - 4000001033		1,187,969
	Fixed Deposit - 4000001037		1,185,627
	Fixed Deposit - 4000001044		592,814
	Fixed Deposit - 4000001046		1,185,627
	Fixed Deposit - 4000001047		1,185,627
	Fixed Deposit - 4000001058		592,814
	Fixed Deposit - 4000001060		592,814
	Fixed Deposit - 4000001169		1,180,379
	Fixed Deposit - 4000001173		589,319
	Fixed Deposit - 4000001174		589,319
	Fixed Deposit - 4000001175		589,319
	Fixed Deposit - 4000001176		589,319
	Fixed Deposit - 4000001177		589,319
	Fixed Deposit - 4000001187		1,767,956



SCHEDULE 6: CAPITAL FUND		2023-24	2022-23
	Particulars	Amount	Amount
	Opening Balance	42,231,960	25,781,379
	Add: PMIST Chennai (On transfer)		-
	Add: Excess of Income over Expenditure	20,441,755	17,274,513
	Add: PMAHER Administration		
	Add: Annai Nagammaiyar Hostel	1,504,339	
	Less: PMAHER Administration	57,053,411	23,932
	Less: Annai Nagammaiyar Hostel		800,000
	TOTAL	7,124,642	42,231,960
SCHEDULE 7: CAUTION DEPOSIT		2023-24	2022-23
	Opening Balance	5,815,363	5,750,363
	PMIST Chennai		-
	Add: Caution Deposit received during the year	749,000	538,000
	Less: Refund made during the year	349,363	473,000
	Less: Unutilised Caution Deposit	4,745,000	
	TOTAL	1,470,000	5,815,363
SCHEDULE 8: CURRENT LIABILITIES		2023-24	2022-23
1	Salary Payable	76,381	68,624
2	Hostel Fees Refundable	141,780	184,780
3	EPF Payable	3,750	3,750
4	TDS Payable		
5	Salary Deductions	4,946	2,196
6	Expenses Payable (Electricity)	140,468	97,441
	TOTAL	367,325	356,791
SCHEDULE 11: DEPOSIT & ADVANCE		2023-24	2022-23
1	Gas Deposit	9,225	9,225
2	Telephone Deposit	1,000	1,000
8	Advance paid G.R. Electricals		521,815
	TOTAL	10,225	532,040



Schedule to Income & expenditure

Schedule - 1 - Hostel income	2023-24	2022-23
Particulars	Amount	Amount
Admission Fees	177,500	105,500
Room Rent & Mess Fees	4,997,880	5,908,900
Mess Collection	8,405,763	8,234,285
Washing Charges	472,100	491,900
Electricity charges & maintenance	2,967,009	2,683,150
Misc Income	1,816	507
	17,022,068	17,424,242
Schedule - 2 - Interest		
Interest SB	52,920	51,570
Interest FD	1,342,301	1,738,145
	1,395,221	1,789,715
Schedule - 3 - Hostel Expenses		
Hostel Maintenance	250,899	326,142
Electrical Maintenance	28,335	68,044
Electricity Charges	1,105,192	680,089
	1,384,426	1,074,275
Schedule - 4 - Administration Expenses		
Printing & Stationery		2,491
Staff Welfare		2,000
Bank charges	949	782
Library Newspaper Expenses	891	-
	1,840	5,273



Fixed Deposit - 4000001721		1,052,503
Fixed Deposit - 4000001722		1,052,503
Fixed Deposit - 4000001723		1,052,503
Fixed Deposit - 4000001724		1,052,503
Fixed Deposit - 4000001725		1,052,503
Fixed Deposit - 4000001754		1,000,000
Fixed Deposit - 4000001755		1,000,000
Fixed Deposit - 4000001756		500,000
Fixed Deposit - 4000001781		1,000,000
Fixed Deposit - 4000001783		500,000
Fixed Deposit - 4000001823		1,000,000
Fixed Deposit - 4000001824		1,000,000
Fixed Deposit - 4000001825		1,000,000
Fixed Deposit - 4000001826		500,000
Fixed Deposit - 4000001844		1,000,000
Fixed Deposit - 4000001845		1,000,000
Fixed Deposit - 4000001923		1,000,000
Fixed Deposit - 4000001924		1,000,000
Fixed Deposit - 4000001927		500,000
Fixed Deposit - 4000001933		1,500,000
Fixed Deposit - 4000002240	5,000,000	
Total	5,000,000	46,997,336



PERIYAR MANIAMMAI FREE CLINIC - THANJAVUR


INCOME & EXPENDITURE ACCOUNT FOR THE YEAR ENDED 31ST MARCH 2024

EXPENDITURE	2023-24	2022-23	INCOME	2023-24	2022-23
TO EB Charges	14,252	16,915	" OP Collection	829,069	671,067
" Medicine Expenses	295,711	360,659	" SB Interest	5,956	3,480
" Printing & Stationery	7,141	3,524			
" Travelling Allowance	609	450			
" Establishment expenses	1,264,130	1,215,968			
" Bank Charges		308			
" Misc., Expenses	3,650	465	" Excess of expenses over	750,863	923,742
" Depreciation	395		Income		
	1,585,888	1,598,289		1,585,888	1,598,289

PLACE:CHENNAI

DATE : 13/06/2024

for M/S RAMACHANDRAN & MURALI
CHARTERED ACCOUNTANTS
FIRM REG NO.002867S



(Handwritten Signature)

(R.RAMACHANDRAN)

PARTNER

M.No:026660


PERIYAR MANIAMMAI FREE CLINIC - THANJAVUR
BALANCE SHEET AS ON 31-March-2024

Liabilities	SCH	2023-24	2022-23	Assets	SCH	2023-24	2022-23
Capital Fund	A	21,504	(77,632)	Fixed Assets	C	2,241	2,636
Current Liabilities	B	111,819	89,074	Cash & Bank Balance	D	131,082	8,805
				Loans & Advances		-	-
Total		133,323	11,442	Total		133,323	11,442

PLACE:CHENNAI

DATE : 13/06/2024

for M/S RAMACHANDRAN & MURALI
 CHARTERED ACCOUNTANTS
 FIRM REG NO.0028675



(R.RAMACHANDRAN)
 PARTNER
 M.No:026660

SCHEDULES TO BALANCE SHEET
SCHEDULE 9: FIXED ASSETS

S.NO	ASSETS	RATE	WDV AS ON 01.04.2023	DELETION / TRANSFER	WDV AS ON 01.04.2023	ADDITION		TOTAL	DEPRECIATION	WDV AS ON 31.03.2024
						>180	<180			
1	CCTV Camera	40%			-	985,885	985,885	985,885	394,354	591,531
2	Printer	15%			-	16,300	16,300	16,300	1,223	15,078
					-	985,885	16,300	1,002,185	395,577	606,609



PERIYAR MANIAMMAI FREE CLINIC - THANJAVUR			
SCHEDULE - A		2023-24	2022-23
CAPITAL FUND			
Opening Balance		(77,632)	(3,890)
Add: PMIST Chennai (On Transfer)			
Add: Excess of Income over Expenditure			
Add : Annai Nagammaiyar Hostel		850,000	850,000
Add : Chakravarthi Hostel			
Add: Administration			
Less: Excess of Expenditure over Income		750,863	923,742
TOTAL		21,504	(77,632)
SCHEDULE - B		2023-24	2022-23
CURRENT LIABILITIES			
Sundry Creditors			
TDS		4	-
Employer Scheme Insurance		442	331
EPF Payable		10,350	9,950
Salary Deduction		15,334	9,650
Expenses Payable		739	
Salary Payable		84,950	69,143
TOTAL		111,819	89,074
SCHEDULE - D		2023-24	2022-23
CASH & BANK BALANCE			
Cash		4,564	-
Indian Overseas Bank A/cNo.034		126,518	8,805
TOTAL		131,082	8,805



SCHEDULES TO BALANCE SHEET

SCHEDULE - C : FIXED ASSETS

S NO	ASSETS	RATE	WDV AS ON 01.04.2023	TRANSFER	ADDITION		TOTAL	DEPRECIATION	WDV AS ON 31.03.2024
					> 180Days	<180Days			
1	Equipments	15%	2,636				2,636	395	2,241
	Total		2,636		-	-	2,636	395	2,241



STUDENT STORE

BALANCE SHEET AS ON 31-March-2024

Liabilities	SCH	2023-24		2022-23		SCH	2023-24		2022-23	
Capital Fund Account	A	406,843		6,590,489		C	36,060		40,067	
Current Liabilities	B	28,868		28,868		D	-		6,287,618	
						E	399,651		157,408	
						F	-		134,265	
		435,711		6,619,358			435,711		6,619,358	

PLACE: CHENNAI

DATE : 13/06/2024

for M/S RAMACHANDRAN & MURALI
 CHARTERED ACCOUNTANTS
 FIRM REG NO. 002867S



(Signature)

(R. RAMACHANDRAN)

PARTNER

M.No: 026660

STUDENT STORE

INCOME & EXPENDITURE ACCOUNT FOR THE YEAR ENDED 31ST MARCH 2024

EXPENDITURE		2022-23	2023-24	INCOME	2023-24	2022-23
TO	Opening Stock	156,000		By Sales - Students		529,627
TO	Purchase of Books	-		By Sales		118,774
"	Purchase of Note Books / Record Note	-		" FD Interest	697,797	117,432
"	Purchase of Stationery Items	67,039		" SB Interest	7,683	17,403
"	Purchase of Eatable Items	43,084				
"	Establishment	46,748		" Closing Stock		
"	Electricity Charges	1,577				
"	Printing & Stationery Expenses	-				
"	Bank Charges	71				
"	Depreciation	4,452	4,007			
"	Excess of income over Expenditure	464,266	701,473			
		783,236	705,480		705,480	783,236

PLACE: CHENNAI

DATE : 13/06/2024

for M/S RAMACHANDRAN & MURALI
CHARTERED ACCOUNTANTS
FIRM REG NO.002867S




(Signature)

(R. RAMACHANDRAN)

PARTNER


M.No:026660

SCHEDULE - A		2023-24	2022-23
CAPITAL FUND ACCOUNT:			
Opening balance		6,590,489	6,126,224
Add: Excess of income over Expenditure		701,473	464,266
Less: Administration A/c		6,885,120	
Less: Excess of Expenses over Income			
		406,843	6,590,489
SCHEDULE - B		2023-24	2022-23
CURRENT LIABILITIES			
EMPLOYEE DEDUCTION			
EMPLOYEE DEDUCTION		2,292	2,292
GST Payable		15,491	15,491
EPF Payable		3,262	3,262
ESI Payable		-	-
Salary Payable		7,823	7,823
		28,868	28,868
SCHEDULE - D		2023-24	2022-23
INVESTMENTS			
Fixed Deposit - 4000000630			564,036
Fixed Deposit - 4000000631			564,040
Fixed Deposit - 4000000632			113,187
Fixed Deposit - 4511500240			517,186
Fixed Deposit - 4511500241			517,186
Fixed Deposit - 4511500242			724,061
Fixed Deposit - 4000000580			1,076,995
Fixed Deposit - 4000000952			1,210,927
Fixed Deposit - 4000001834			1,000,000
		-	6,287,618
SCHEDULE - E		2023-24	2022-23
CASH & BANK BALANCE			
Cash		341	341
BANK BALANCE			
Indian Overseas Bank A/cNo.034		399,310	157,067
		399,651	157,408
SCHEDULE - F		2023-24	2022-23
CURRENT ASSETS			
PCCCE		-	134,265
		-	134,265



SCHEDULES TO BALANCE SHEET

SCHEDULE - C : FIXED ASSETS							
S NO	ASSETS	RATE	WDV AS ON 01.04.2023	ADDITION	TOTAL	DEPRECIATION	WDV AS ON 31.03.2024
1	Furniture & Fittings	10%	40,067		40,067	4,007	36,060
	Total		40,067	-	40,067	4,007	36,060



ANNAI NAGAMMAIYAR CAFETERIA
BALANCE SHEET AS ON 31.03.2024

LIABILITIES	SCH	AS ON	AS ON	ASSETS	SCH	AS ON	AS ON
		31.03.24	31.03.23			31.03.24	31.03.23
Capital Fund	3	113,528	149,978	Fixed Asset	1	111,212	147,633
		113,528	149,978	Cash & Bank Balance	2	2,316	2,345
						113,528	149,978

As per Books and Records produced and Information and Explanations given to us.

For M/S.RAMACHANDRAN & MURALI
 CHARTERED ACCOUNTANTS



R.R.

(R.RAMACHANDRAN)
 PARTNER

PLACE: CHENNAI

DATE: 13/06/2024

ANNAI NAGAMMAIYAR CAFETERIA
INCOME & EXPENDITURE ACCOUNT FOR THE YEAR ENDED 31.03.2024

EXPENDITURE	For the Year 2023-24	For the Year 2022-23	INCOME	For the Year 2023-24	For the Year 2022-23
To Bank Charges	47	94	By SB Interest	18	66
" Depreciation	36,421	16,404	Excess Of Expenditure Over Income	36,450	16,432
	36,468	16,498		36,468	16,498

As per Books and Records produced and Information and Explanations given to us.

For M/S.RAMACHANDRAN & MURALI
 CHARTERED ACCOUNTANTS



PLACE: CHENNAI
 DATE: 13/06/2024

(R.RAMACHANDRAN)
 PARTNER

PERIYAR MANIAMMAI INSTITUTE OF SCIENCE & TECHNOLOGY
ANNAI NAGAMMAIYAR CAFETERIA
SCHEDULES TO BALANCE SHEET

SCHEDULE 1: FIXED ASSETS

S.NO	ASSETS	RATE	WDV AS ON 31.03.2023	TRANSFER	ADDITION	TOTAL	DEPRECIATION	WDV AS ON 31.03.2024
1	Billing Machine	15%	9,309		>180	9,309	1,396	7,912
2	Building	10%	18,947		<180	18,947	1,895	17,052
3	Electronic Scale	10%	3,960			3,960	396	3,564
4	Mixie	10%	4,118			4,118	412	3,706
5	Vessels	10%	40,660			40,660	4,066	36,594
6	CCIV Camera	40%	70,640			70,640	28,256	42,384
			147,633	-	-	147,633	36,421	111,212

SCHEDULE 2: CASH & BANK BALANCE

	2023-24	2022-23
1 Cash in Hand		
2 Bank Accounts	2,316	2,345
TOTAL	2,316	2,345

SCHEDULE 3: CAPITAL FUND

	2023-24	2022-23
Opening Balance	149,979	166,411
Add: Excess of Income over Expenditure		
Less : Excess of Expenditure over Income	36,450	16,432
Closing Balance	113,528	149,979



CENTRE FOR OPEN AND DISTANCE EDUCATION
BALANCE SHEET AS AT 31ST MARCH 2024

LIABILITIES	SCH	AS ON 31.03.2024	AS ON 31.03.2023	ASSETS	SCH	AS ON 31.03.2024	AS ON 31.03.2023
Capital Fund	A	1,001,209	12,429,967	Fixed Asset	B	190,084	219,990
				Fixed Deposit at IOB	C	-	11,410,378
				Cash & Cash Equivalents	D	811,125	799,599
TOTAL		1,001,209	12,429,967	TOTAL		1,001,209	12,429,967


As per Books & Records produced & Information and Explanations given to us.

PLACE: CHENNAI

DATE : 13/06/2024

FOR M/S RAMACHANDRAN & MURALI

Chartered Accountants



(Signature)

(R.RAMACHANDRAN)

Partner

CENTRE FOR ONLINE AND DISTANCE EDUCATION
INCOME AND EXPENDITURE ACCOUNT FOR THE YEAR ENDED 31.03.2024

	EXPENDITURE	For the Year 2023-24	For the Year 2022-23	INCOME	For the Year 2023-24	For the Year 2022-23
To	Bank Charges	94	112	SB Interest Received	11,620	16,216
"	Depreciation	29,906	34,779	FD Interest Received	3,055,115	501,817
	Excess of Income over Expenditure	3,036,735	483,142			
	TOTAL	3,066,735	518,033	TOTAL	3,066,735	518,033

As per Books & Records produced & Information and Explanations given to us.

PLACE: CHENNAI
 DATE : 13/06/2024

FOR M/S RAMACHANDRAN & MURALI

Chartered Accountants

(Signature)

(R.RAMACHANDRAN)

Partner



CENTRE FOR ONLINE AND DISTANCE EDUCATION SCHEDULES TO BALANCE SHEET		
Particulars	AS ON	AS ON
	31.03.2024	31.03.2023
Schedule - A- Capital Fund		
Opening Balance	12,429,967	11,946,825
Add: Administration a/c		
Add: Excess of Income Over Expenses	3,036,735	483,142
Less: Administration a/c	14,465,493	
TOTAL	1,001,209	12,429,967
Schedule - D -Cash & Cash Equivalents		
	AS ON	AS ON
	31.03.2024	31.03.2023
Cash in Hand		-
IOB (Periyar Thidal, Chennai)	178,229	178,229
IOB PMU	429,782	418,257
UCO - Delhi	203,114	203,114
TOTAL	811,125	799,599
Schedule - C -Current Assets		
	AS ON	AS ON
	31.03.2024	31.03.2023
Fixed Deposit - 4000000248(Pledge)		2,148,990
Fixed Deposit - 4000000249 (Pledge)		1,611,743
Fixed Deposit - 4000000250 (Pledge)		1,611,743
Fixed Deposit - 4000000514 (Pledge)		1,069,228
Fixed Deposit - 4000000890		1,881,750
FIXED DEPOSIT - 400000985 (Chennai)		1,128,902
FIXED DEPOSIT - 400000986 (Chennai)		1,128,902
FIXED DEPOSIT - 400001074		592,229
FIXED DEPOSIT - 400001075		236,891
TOTAL	-	11,410,378



COADE										
SCHEDULE - B - FIXED ASSETS										
SL.NO	PARTICULARS	%	WDV AS ON 31.03.2023	TRANSFER	ADDITIONS		DELETIONS	TOTAL	DEPRECIATION	WDV AS ON 31.03.2024
					>180 Days	<180 Days				
1	Furniture & Fittings	10%	61,856	-	-	-	-	61,856	6,186	55,670
2	Electrical Fittings	15%	16,305	-	-	-	-	16,305	2,446	13,860
3	Equipments	15%	35,462	-	-	-	-	35,462	5,319	30,142
4	Photo copier Machine	15%	5,179	-	-	-	-	5,179	777	4,402
5	Printer with Scanner	15%	2,329	-	-	-	-	2,329	349	1,980
6	Vehicle	15%	94,725	-	-	-	-	94,725	14,209	80,516
7	LCD Projector	15%	4,134	-	-	-	-	4,134	620	3,514
			219,990	-	-	-	-	219,990	29,906	190,084

